


Active sensor (0...10 V) for differential pressure measurement in HVAC systems. The sensor is suitable for water and water/glycol mixtures. The housing is made of stainless steel and is NEMA 4 / IP65 rated. Optional stainless steel or brass pipe connection adaptors also available.



5-year warranty

## Type Overview

Type	Measuring range pressure [psi]	Output signal active pressure	Overpressure range	Overpressure range note	Burst pressure
22WDP-511	0...15	0...10 V	85 psi	Single-sided	300 psi
22WDP-512	0...30	0...10 V	85 psi	Single-sided	300 psi
22WDP-514	0...50	0...10 V	230 psi	Single-sided	300 psi
22WDP-515	0...100	0...10 V	230 psi	Single-sided	300 psi

## Technical data

<b>Electrical Data</b>	Nominal voltage	AC/DC 24 V
	Nominal voltage range	AC 21.6...26.4 V / DC 13.5...26.4 V
	Power consumption AC	0.9 VA
	Power consumption DC	0.37 W
	Electrical connection	Connector Plug for wire 0.5...1.5 mm <sup>2</sup>
	Cable entry	Angle plug According to DIN 43650, construction A
<b>Functional Data</b>	Application	water water glycol mixture
	Voltage output	1x 0...10 V, min. load 2 kΩ
	Mechanical connection	pressure connector: 1/4" NPT
	Mounting	Installation position unrestricted
	Response time	740 ms
<b>Measuring Data</b>	Measured values	Differential pressure
	Accuracy pressure	<±1% of measuring range @ 23...167°F [-5...75°C]
	Long-term stability	±2.5% / 10 yr.
<b>Materials</b>	Housing seal	EPDM
	Housing	Bottom Part: Stainless steel 1.4305 Top Cover: Die cast aluminium
	Fluid wetted parts	Stainless steel 1.4301, Ceramic
<b>Safety Data</b>	Ambient humidity	Max. 95% RH, non-condensing
	Ambient temperature	15...120°F [-10...50°C]
	Fluid temperature	15...175°F [-10...80°C]
	Protection class IEC/EN	III, Protective Extra-Low Voltage (PELV)
	Power source UL	Class 2 Supply
	EU Conformity	CE Marking
	Certification IEC/EN	IEC/EN 60730-1
	Degree of protection IEC/EN	IP65

### Safety Data

Degree of protection NEMA/UL

NEMA 4

Quality Standard

ISO 9001

### Safety Notes



This device has been designed for use in stationary heating, ventilation and air-conditioning systems and must not be used outside the specified field of application. Unauthorized modifications are prohibited. The product must not be used in relation with any equipment that in case of a failure may threaten humans, animals or assets.

Ensure all power is disconnected before installing. Do not connect to live/operating equipment.

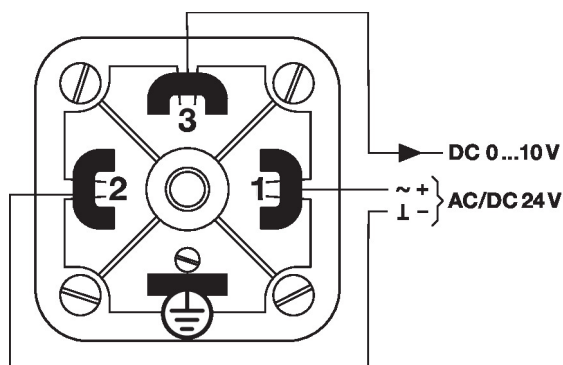
Only authorized specialists may carry out installation. All applicable legal or institutional installation regulations must be complied during installation.

The device contains electrical and electronic components and must not be disposed of as household refuse. All locally valid regulations and requirements must be observed.

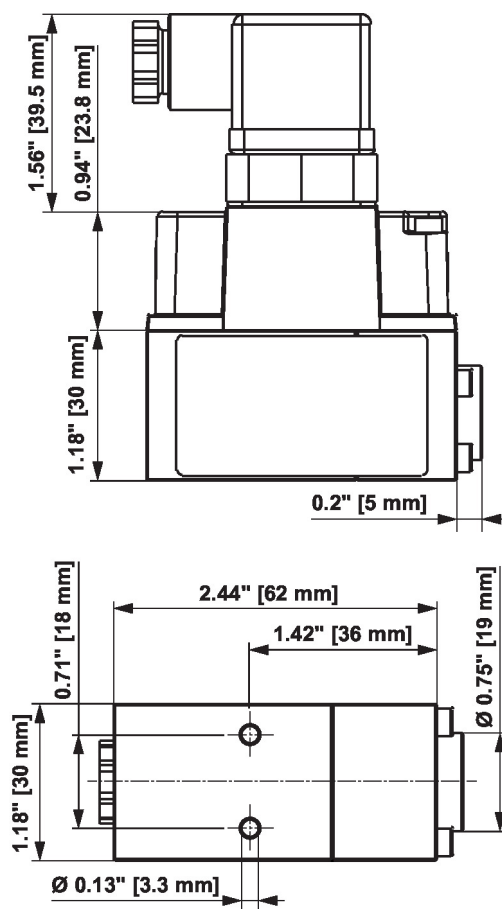
### Accessories

Optional accessories	Description	Type
	Pipe connector, Brass, Pipe 0.24" [6 mm] to 1/4" NPT (external thread), Set of 2 pcs.	A-22WP-A03
	Pipe connector, Stainless steel, Pipe 0.24" [6 mm] to 1/4" NPT (external thread), Set of 2 pcs.	A-22WP-A05
	Pipe connector, Brass, Pipe 0.3" [8 mm] to 1/4" NPT (external thread), Set of 2 pcs.	A-22WP-A07
	Pipe connector, Stainless steel, Pipe 0.3" [8 mm] to 1/4" NPT (external thread), Set of 2 pcs.	A-22WP-A09
	Mounting bracket for 22WDP-..., Metal	A-22WP-A11

### Wiring Diagram



## Dimensions



Type	Weight
22WDP-511	1.2 lb [0.55 kg]
22WDP-512	1.2 lb [0.55 kg]
22WDP-514	1.2 lb [0.55 kg]
22WDP-515	1.2 lb [0.55 kg]