



5-year warranty



Technical data

| | | |
|---------------------------|--------------------------|---|
| Functional data | Valve Size | 2" [50] |
| | Fluid | chilled or hot water, up to 60% glycol |
| | Fluid Temp Range (water) | 0...250°F [-18...120°C] |
| | Body Pressure Rating | 400 psi |
| | Close-off pressure Δps | 200 psi |
| | Flow characteristic | equal percentage |
| | Servicing | maintenance-free |
| | Flow Pattern | 2-way |
| | Leakage rate | 0% for A – AB |
| | Controllable flow range | 75° |
| | Cv | 240 |
| | No Characterized Disc | TRUE |
| | Cv Flow Rating | A-port: as stated in chart B-port: 70% of A – AB Cv |
| Materials | Valve body | Nickel-plated brass body |
| | Spindle | stainless steel |
| | Spindle seal | EPDM (lubricated) |
| | Seat | PTFE |
| | Characterized disc | No Disc (full flow) |
| | Pipe connection | NPT female ends |
| | O-ring | EPDM (lubricated) |
| | Ball | stainless steel |
| Suitable actuators | Non-Spring | ARB(X) |
| | Spring | AFRB(X) |

Safety notes



- WARNING: This product can expose you to lead which is known to the State of California to cause cancer and reproductive harm. For more information go to www.p65warnings.ca.gov

Product features

Application This valve is typically used in air handling units on heating or cooling coils, and fan coil unit heating or cooling coils. Some other common applications include Unit Ventilators, VAV box re-heat coils and bypass loops. This valve is suitable for use in a hydronic system with variable flow.

Flow/Mounting details



Two-way valves should be installed with the disc upstream.

Dimensions

Dimensional drawings



ARB, ARX

| A | B | C | D | E | F | H1 |
|-------------|------------|------------|------------|-----------|-----------|-----------|
| 10.2" [260] | 4.9" [125] | 7.7" [196] | 6.0" [152] | 1.7" [44] | 1.7" [44] | 1.2" [30] |



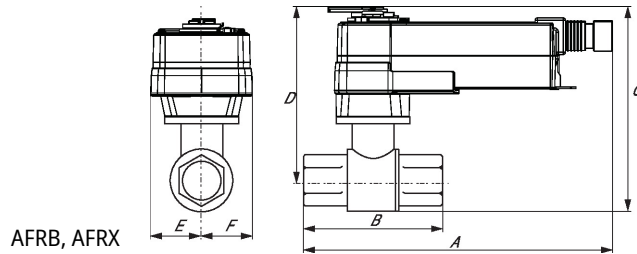
ARB N4, ARX N4, NRB N4, NRX N4

| A | B | C | D | E | F |
|-------------|------------|------------|------------|-----------|-----------|
| 11.4" [289] | 4.9" [125] | 9.8" [249] | 7.6" [194] | 3.1" [80] | 3.1" [80] |



ARQB, ARQX

| A | B | C | D | E | F | H1 | H2 |
|------------|------------|------------|------------|-----------|-----------|-----------|-----------|
| 9.9" [251] | 4.9" [125] | 7.5" [191] | 6.1" [155] | 2.3" [58] | 2.3" [58] | 0.8" [20] | 0.6" [15] |



AFRB, AFRX

| A | B | C | D | E | F |
|-------------|------------|-------------|------------|-----------|-----------|
| 11.3" [286] | 4.9" [125] | 10.6" [268] | 8.9" [225] | 2.0" [51] | 2.0" [51] |

AFRB N4, AFRX N4



| A | B | C | D | E | F |
|-------------|------------|-------------|------------|-----------|-----------|
| 13.0" [330] | 4.9" [125] | 10.3" [262] | 9.3" [235] | 3.4" [86] | 3.4" [86] |



5-year warranty








Technical data

| | | |
|------------------------|------------------------------------|--|
| Electrical data | Nominal voltage | AC 100...240 V |
| | Nominal voltage frequency | 50/60 Hz |
| | Power consumption in operation | 3 W |
| | Power consumption in rest position | 0.6 W |
| | Transformer sizing | 7 VA (class 2 power source) |
| | Electrical Connection | 18 GA appliance cable, 3ft [1m] 10ft [3m] and 16ft [5m], with 1/2" conduit connector, degree of protection NEMA 2 / IP54 |
| | Overload Protection | electronic throughout 0...90° rotation |
| Functional data | Direction of motion motor | selectable with switch 0/1 |
| | Manual override | external push button |
| | Angle of rotation | 90° |
| | Angle of rotation note | adjustable with mechanical stop |
| | Running Time (Motor) | default 90 s, variable 90 or 150 s |
| | Running time motor variable | 90 or 150 s |
| | Noise level, motor | 45 dB(A) |
| Position indication | Mechanically, pluggable | |
| Safety data | Degree of protection IEC/EN | IP54 |
| | Degree of protection NEMA/UL | NEMA 2 |
| | Enclosure | UL Enclosure Type 2 |
| | Agency Listing | cULus acc. to UL60730-1A/-2-14, CAN/CSA E60730-1:02, CE acc. to 2014/30/EU and 2014/35/EU; Listed to UL 2043 - suitable for use in air plenums per Section 300.22(c) of the NEC and Section 602.2 of the IMC |
| | Quality Standard | ISO 9001 |
| | Ambient temperature | -22...122°F [-30...50°C] |
| | Storage temperature | -40...176°F [-40...80°C] |
| | Ambient humidity | Max. 95% RH, non-condensing |
| | Servicing | maintenance-free |

Electrical installation

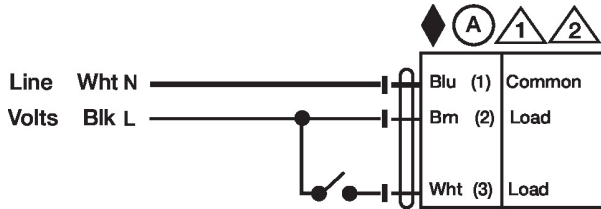
INSTALLATION NOTES

-  Actuators with appliance cables are numbered.
-  Provide overload protection and disconnect as required.
-  Actuators may be connected in parallel. Power consumption and input impedance must be observed.
-  Meets cULus requirements without the need of an electrical ground connection.
-  **Warning! Live electrical components!**

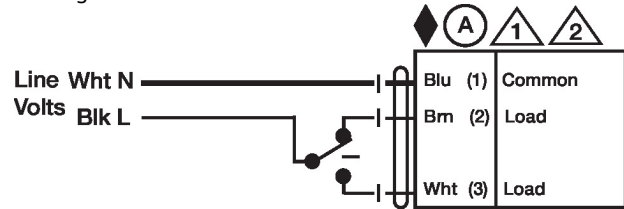
During installation, testing, servicing and troubleshooting of this product, it may be necessary to work with live electrical components. Have a qualified licensed electrician or other individual who has been properly trained in handling live electrical components perform these tasks. Failure to follow all electrical safety precautions when exposed to live electrical components could result in death or serious injury.

Wiring diagrams

On/Off AC 100...240 V



Floating Point AC 100...240 V



Dimensions