

## Gas detector

Belimo's gas monitoring devices offer an intelligent peer-to-peer communication protocol that gives users unparalleled flexibility to configure and install a complete ventilation control system with only one monitor or dozens operating in multiple ventilation zones. With field-replaceable sensing elements, on-demand ventilation, stand-alone installation, integrated and lockable LCDs, Belimo's gas monitoring devices are an ideal choice for any application involving vehicle exhaust.



2-year warranty


**LISTED**


## Type Overview

Type	Measured values	Number of relays	Output signal active gas	Communication
EXT-OP-6002-250-A	CO	1	2x 2...10 V, 2x 4...20 mA	CAN bus, BACnet MS/TP
EXT-OP-6002-250-B	CO	2	-	CAN bus, BACnet MS/TP
EXT-OP-6002-250-C	CO	0	-	CAN bus

## Technical data

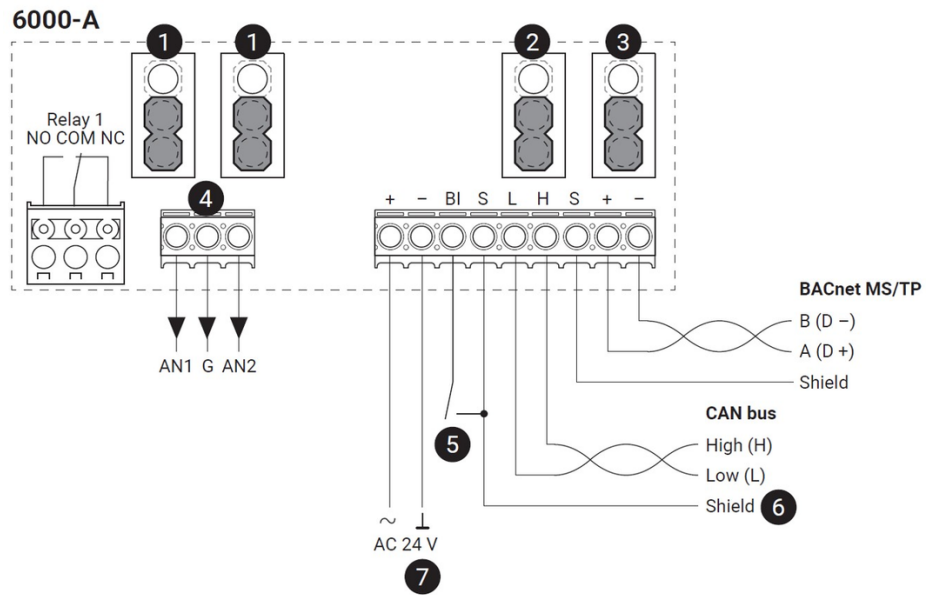
<b>Electrical Data</b>	Nominal voltage	AC/DC 24 V
	Nominal voltage frequency	50/60 Hz
	Nominal voltage range	AC 17...28 V / DC 17...28 V
	Power consumption AC	5 VA
	Power consumption DC	5 W
	Cable entry	2 top, 2 bottom, 1 rear – 1/2" EMT
	Cable specification	1 pair twisted shielded 24...18AWG
	Fuse	Thermal PTC, auto-reset
<b>Functional Data</b>	Application	air
	Communication	CAN bus BACnet MS/TP
	Output signal active note	2...10 V or 4...20 mA output, selectable with jumper
	Output signal relay note	1 x SPDT, max. 1.5 A (0.4 A inductive), AC 250 V
	Mounting	1.3 m [4 ft] above the floor
	Max. altitude	6562 ft [2000 m] above sea level
	Coverage area	Radius: 15 m [50 ft] Area: 700 m <sup>2</sup> [7500 ft <sup>2</sup> ] There can be no obstructions such as walls, stairs, elevators, shelving with solid fill, tool chests, etc.

<b>Functional Data</b>	Display	LCD, with backlight, Gas concentration, system status
	Response time	<30 s (T90)
	Alarm	Audible alarm, 85 db @ 1 m [3.3 ft]
<b>Measuring Data</b>	Measured values	CO
	Measuring range gas	0...250 ppm
	Long-term stability	<5% per year
	Measurement Repeatability	<+3% CO equivalent
<b>Materials</b>	Housing	Flame resistant polycarbonate ABS UL-94-V0 and UL-94-5VA for indoor use
<b>Safety Data</b>	Ambient humidity	Max. 80% RH, non-condensing
	Ambient temperature	-20...40°C [-4...104°F]
	Protection class IEC/EN	II, reinforced insulation
	Protection class UL	II, reinforced insulation
	Certification UL	cULus according to UL2075, UL588
	Pollution degree	2

**Accessories**

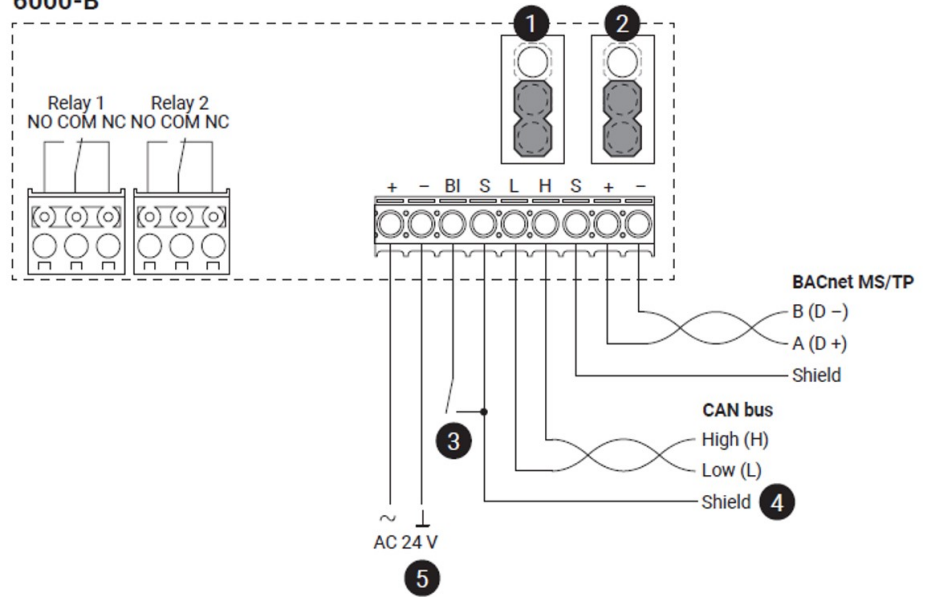
Spare parts	Description	Type
	Replacement sensor module CO (Carbon Monoxide), 0...250 ppm, Electro-chemical	EXT-OP-5502-250
Communication module	Description	Type
	Communication module, CAN bus, BACnet MS/TP, 1 x SPDT, max. 1.5 A (0.4 A inductive), AC 250 V	EXT-OP-6000-A
	Communication module, CAN bus, BACnet MS/TP, 2 x SPDT, max. 1.5 A (0.4 A inductive), AC 250 V	EXT-OP-6000-B
	Communication module, CAN bus	EXT-OP-6000-C
	Communication module, Ventilated cover, CAN bus, BACnet MS/TP, 2 x SPDT, max. 1.5 A (0.4 A inductive), AC 250 V	EXT-OP-6000-BVC
Calibration gas mixture	Description	Type
	Calibration gas bottle, 103 L	EXT-OP-Gas-N2
	Calibration gas bottle CO (Carbon Monoxide), 0...100 ppm, 103 L	EXT-OP-Gas-CO-100
Mechanical accessories	Description	Type
	Alarm horn	EXT-OP-5000-AL
	Splash guard, Wall mount	EXT-OP-6000-BT
	Splash guard, Duct mount	EXT-OP-6000-GN





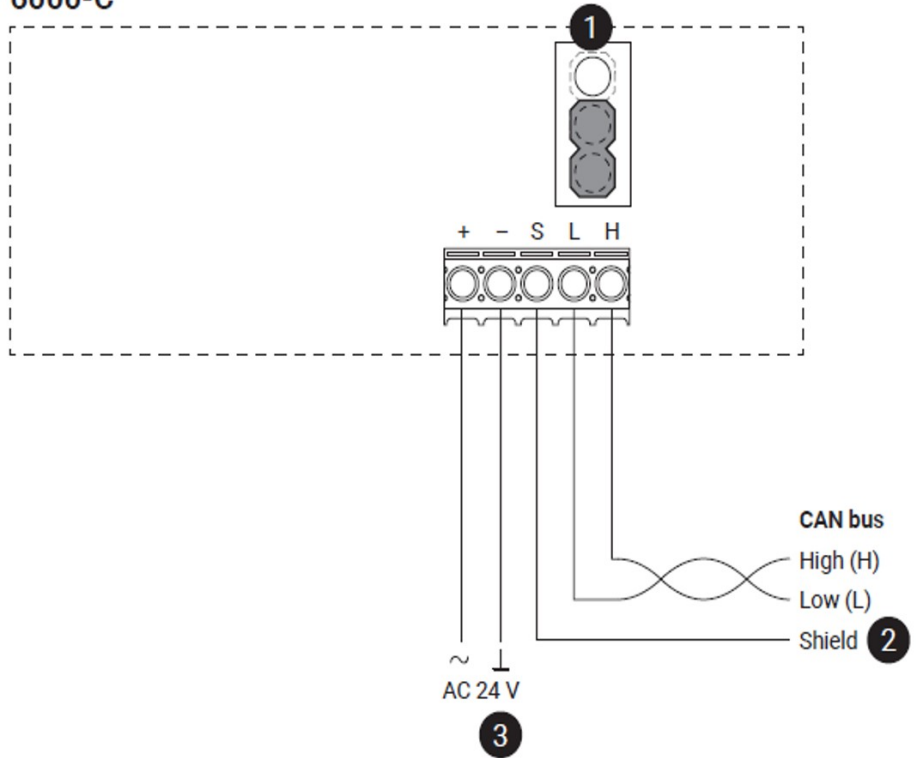
- 1** Down position: 2...10 V (factory setting)  
Up position: 4...20 mA
- 2** End of line (EOL) jumper: CAN bus  
Down position: Termination OFF (factory setting)  
Up position: Termination ON (first and last unit only should have this jumper in the up position)
- 3** End of line (EOL) jumper: BACnet MS/TP  
Down position: Termination OFF (factory setting)  
Up position: Termination ON (first and last unit only should have this jumper in the up position)
- 4** Analogue output
- 5** Binary input to limit switch
- 6** Shield connected at the 1<sup>st</sup> unit only, at others only looped through
- 7** No connection to the ground

6000-B



- 1** End of line (EOL) jumper: CAN bus  
 Down position: Termination OFF (factory setting)  
 Up position: Termination ON (first and last unit only should have this jumper in the up position)
- 2** End of line (EOL) jumper: BACnet MS/TP  
 Down position: Termination OFF (factory setting)  
 Up position: Termination ON (first and last unit only should have this jumper in the up position)
- 3** Binary input to limit switch
- 4** Shield connected at the 1<sup>st</sup> unit only, at others only looped through
- 5** No connection to the ground

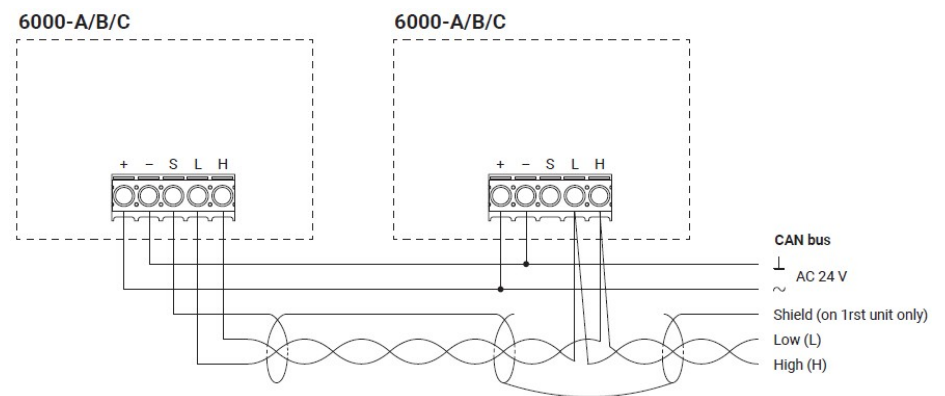
**6000-C**



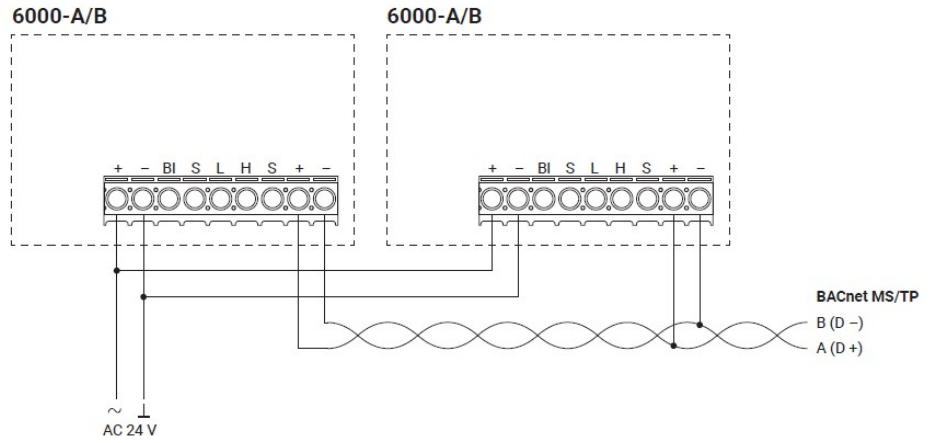
- 1** End of line (EOL) jumper: CAN bus  
 Down position: Termination OFF (factory setting)  
 Up position: Termination ON (first and last unit only should have this jumper in the up position)
- 2** Shield connected at the 1<sup>st</sup> unit only, at others only looped through
- 3** No connection to the ground

**Wiring CAN bus**

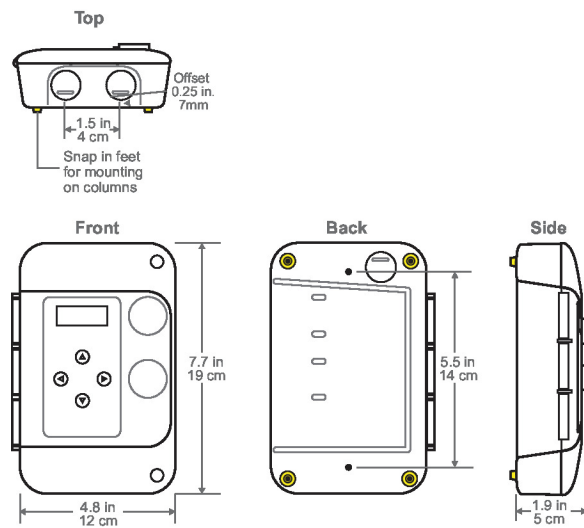
CAN bus



Wiring RS485 BACnet MS/TP



Dimensions



Type	Weight
EXT-OP-6002-250-A	0.95 lb [0.43 kg]
EXT-OP-6002-250-B	0.95 lb [0.43 kg]
EXT-OP-6002-250-C	0.95 lb [0.43 kg]