




2-year warranty

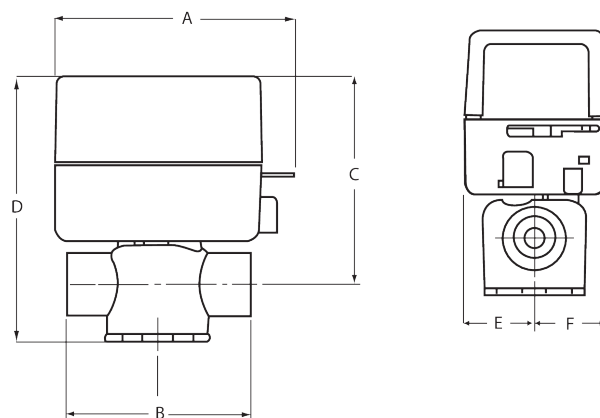

Technical data

| | | |
|---------------------------|--------------------------------|--|
| Functional data | Valve Size | 1" [25] |
| | Fluid | chilled or hot water, up to 50% glycol |
| | Fluid Temp Range (water) | 32...212°F [0...100°C] |
| | Body Pressure Rating | 300 psi |
| | Close-off pressure Δ ps | 20 psi |
| | Flow characteristic | on/off |
| | Flow Pattern | 2-way |
| | Leakage rate | ANSI Class III 0.1% |
| | Cv | 8 |
| | Body pressure rating note | 300 psi |
| Materials | Valve body | forged brass |
| | Housing seal | EPDM |
| | Seat | EPDM |
| | Pipe connection | sweat |
| Suitable actuators | Spring | ZONE |

Product features

Application This valve is typically used on fan coil units, baseboards or other hydronic applications where fail safe operation on 2-wire control is required. This valve is suitable for use in a hydronic system with variable or constant flow.

This valve is designed to fit in compact areas where on/off or control is required using 24 VAC or 120 VAC.

Dimensions
Dimensional drawings


| A | B | C | D | E | F |
|------------|-----------|-----------|------------|-----------|-----------|
| 4.0" [102] | 3.4" [86] | 3.7" [93] | 4.6" [117] | 1.2" [30] | 1.2" [31] |



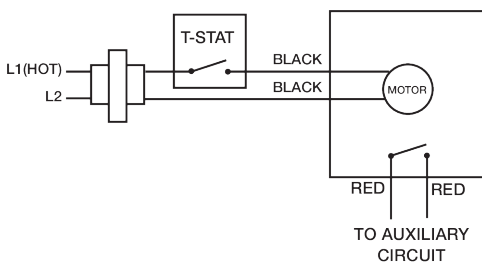
2-year warranty


Technical data

| | | |
|------------------------|-------------------------------------|--|
| Electrical data | Nominal voltage | AC 24 V |
| | Nominal voltage frequency | 50/60 Hz |
| | Power consumption in operation | 6.5 W |
| | Transformer sizing | 7 VA (class 2 power source) |
| | Auxiliary switch | 1 x SPST, 0.4 A resistive (0.4 A inductive) @ AC 24 V, |
| | Switching capacity auxiliary switch | 0.4 A resistive (0.4 A inductive) @ AC 24 V |
| | Electrical Connection | 18" wire leads |
| Functional data | Manual override | hand lever |
| | Angle of rotation | 90° |
| | Angle of rotation note | 90° |
| | Running time fail-safe | <5 s Variable: 2.5...10 s |
| | Noise level, motor | 35 dB(A) |
| | Noise level, fail-safe | 35 dB(A) |
| | Position indication | Mechanically (integrated) |
| Safety data | Degree of protection IEC/EN | IP20 |
| | Degree of protection NEMA/UL | NEMA 1 UL Enclosure Type 1 |
| | Agency Listing | CE, cULus |
| | Quality Standard | ISO 9001 |
| | Ambient temperature | 32...104°F [0...40°C] |
| | Storage temperature | -40...176°F [-40...80°C] |
| | Ambient humidity | max. 95% r.H., non-condensing |
| | Servicing | maintenance-free |
| Weight | Weight | 0.88 lb [0.40 kg] |

Electrical installation
INSTALLATION NOTES

- ◆ Meets cULus requirements without the need of an electrical ground connection.
- ⚠ One built-in auxiliary switch, 1x SPST 0.4A @ 24 VAC (resistive and inductive loads).



Built-in Auxiliary Switch (optional) (only on -S models)