



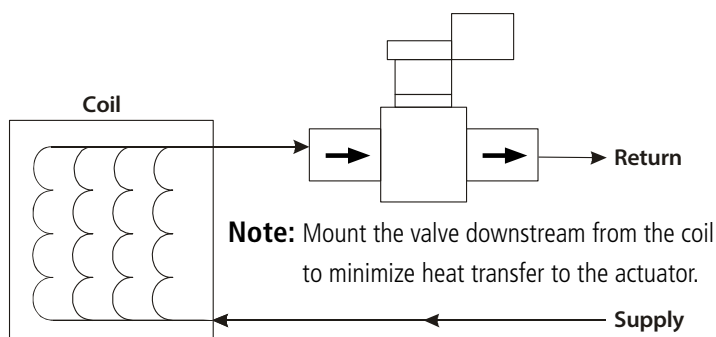
### Technical Specifications - BVMS Segmented Industrial Ball Valve , 2" - 12"-2-Way

Service		Chilled/Hot Water, 50/50 Glycol Solutions and Saturated Steam
Size		2" to 12" Flanged Segmented Valves, 2-Way
Maximum Fluid Temperature	Water	-20° to 380°F at 200 PSI (-28° to 193°C at 1,378 kPa)
	Saturated Steam	100 psi (689 kPa) with upgraded AFLAS (FEPM) O-Ring
Valve Body Pressure Rating		ANSI Class 150
Maximum Close-Off Pressure	Water	285 PSI (1965 kPa)
	Saturated Steam	100 PSI (689 kPa)
Maximum Recommended Pressure Drop	Water	1/3 of Inlet Pressure
	Saturated Steam	1/3 of Inlet Pressure
Flow Characteristic		Equal Percentage
Rangeability		300:1
Leakage		ANSI Class VI
End Connections		ANSI Class 150
Ambient Operating Temperature Range		See Actuator Rating (Optional high temperature mounting kit may be required)
Materials	Body	ASTM A216 Gr WCB Carbon Steel
	Ball Segment	316 Stainless Steel
	Stem	ASTM A564 Type 630 Cond H1150D (17-4PH)
	Seat	Tek-Fil
	Stem Seal/Packing	PTFE + Graphite
	Gasket	PTFE
	O-Ring	Viton (FKM) or Optional AFLAS (FEPM) for steam

Disclaimer - The performance specifications are nominal and conform to acceptable industry standards. For application at conditions beyond these specifications, consult the local Bray office. Bray, Inc. shall not be liable for damages resulting from misapplication or misuse of its products.

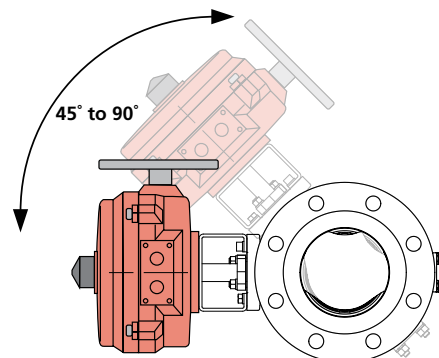
### BVMS - Mode of Actuation

#### Typical Two-Way Ball Valve Application

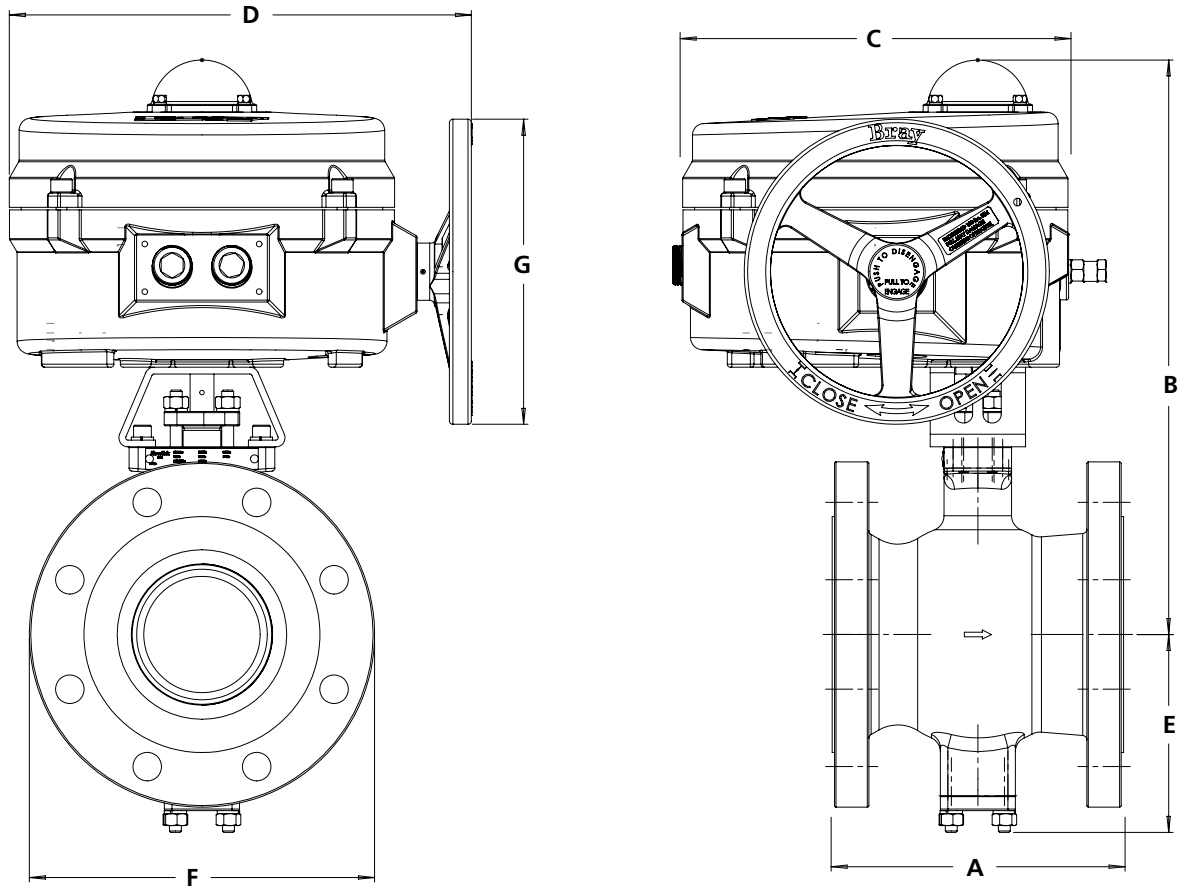


### BVMS - For Steam Applications

Install valve with stem at 45° to 90° from vertical.



# BVMS - 2-Way - Segmented Ball Valve/Actuator Dimensions



2-Way BVMS Dimensions, 2-1/2" - 12" - Segmented BVMS Series - w/ Industrial Actuators												
Valve Models	Size		Flow Coefficient		A	B	C	D	E	F	G	Weight
	in.	mm	Cv	Kv								
BVMS2-C150-0095	2	50	95	82	4.9 (124)	12.88 (327)	7.5 (191)	9.29 (236)	3.90 (99)	6.00 (152)	3.50 (89)	17.9 [8.1]
BVMS3-C150-0287	3	80	287	247	6.5 (165)	14.69 (373)	10.1 (256)	12.12 (308)	4.80 (121)	7.48 (190)	8.00 (203)	32.0 [14.4]
BVMS4-C150-0436	4	100	436	375	7.6 (194)	14.98 (380)	10.1 (256)	12.12 (308)	5.20 (133)	9.06 (230)	8.00 (203)	45.2 [20.5]
BVMS6-C150-0760	6	150	760	654	9 (229)	18.24 (463)	12.1 (308)	14.29 (363)	7.60 (193)	11.02 (280)	12.00 (305)	86.0 [39.0]
BVMS8-C150-1350	8	200	1350	1161	9.6 (243)	18.95 (481)	12.1 (308)	14.29 (363)	8.40 (213)	13.58 (345)	12.00 (305)	131.0 [59.4]
BVMS10-C150-2380	10	250	2380	2047	11.7 (297)	20.56 (522)	12.1 (308)	14.29 (363)	10.10 (256)	16.0 (406)	12.00 (305)	191.0 [86.7]
BVMS12-C150-3410	12	300	3410	2933	13.3 (338)	25.84 (656)	12.1 (308)	14.78 (375)	11.50 (292)	19.0 (483)	12.00 (305)	302.0 [137.0]

Dimensions are in Inches (Millimeters in parenthesis)

Weights (valve only) are in lbs. [kg in brackets]