

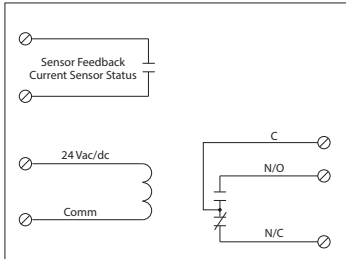
RELAY & AC CURRENT SWITCH COMBOS

RIBMX24 Series


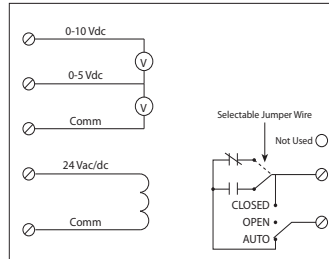
Current Switches or Transducers with Relay, 20 Amp SPDT or SPST + Override, 24 Vac/dc Coil, Fixed, Adjustable, or Analog, Up to 150 Amps Sensing Range, Terminal Strip, 4.00" Track Mount



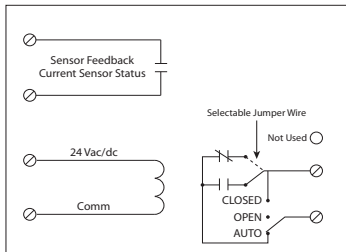
RIBMX24BA, RIBMX24BF+



RIBMX24SBV^



RIBMX24SBA, RIBMX24SBF+



SPECIFICATIONS

Expected Relay Life: 10 million cycles minimum mechanical
Operating Temperature: -30 to 140° F
Humidity Range: 5 to 95% (noncondensing)
Operate Time: 18ms
Relay Status: Red LED On = Activated
Dimensions: 2.95"H x 4.00"W x 1.25"D1/1.75"D2
Housing Detail: See **Housing H** in housing guide for dimensions
Origin: Made of US and non-US parts
Track Mount: 4.000", **MT4 Mounting Track Sold Separately**
Approvals: UL Listed, UL916, UL864, C-UL California State Fire Marshal, CE, RoHS
Gold Flash: No

Coil Current:
 50 mA @ 18 Vac
 83 mA @ 24 Vac
 33 mA @ 22 Vdc
 35 mA @ 24 Vdc
 47 mA @ 30 Vdc

Coil Voltage Input:
 24 Vac/dc ; 50-60 Hz
 Drop Out = 3 Vac / 3.8 Vdc
 Pull In = 18 Vac / 22 Vdc

Sensor Contact: +
 • When current sensor status is off (open), leakage <30 uA @ 30Vac/dc
 • When current sensor status is on (closed), voltage drop < .3 Vac/dc @ .1 Amp
 < 1.6 Vac/dc @ .4 Amp

Sensor Feedback Output: ^
 • Voltage output is proportional to current sensor range.
 • Min. Input Impedance = 30K ohms
 • Accuracy +/- 1% full scale
 • Vripple < 10m Vac

RIBMX24 SERIES SELECTION GUIDE

Model#	Sensing Range	Type*	Threshold	Sensor Output	Resistive	Override Switch	Contact Type	Contact Ratings	Notes
RIBMX24BF ECMs	.50-20 Amps	Internal w/ contact status	Fixed, .50 Amp	Solid State Contact 30 Vac/dc, 0.4 Amp	20 Amp	No	SPDT	20 Amp Resistive @ 277 Vac 20 Amp Ballast @ 277 Vac 16 Amp Electronic Ballast @ 277 Vac (N/O) 10 Amp Tungsten @ 120 Vac (N/O)	
RIBMX24BA ECMs	.50-20 Amps	Internal w/ contact status	Adjustable	Solid State Contact 30 Vac/dc, 0.4 Amp	20 Amp	No	SPDT	1,110 VA Pilot Duty @ 277 Vac 770 VA Pilot Duty @ 120 Vac 240 Watt Tungsten @ 120 Vac (N/C) 2 HP @ 277 Vac 1 HP @ 120 Vac	
RIBMX24SBF ECMs	.50-20 Amps	Internal w/ contact status	Fixed, .50 Amp	Solid State Contact 30 Vac/dc, 0.4 Amp	20 Amp	Yes	SPST	20 Amp Resistive @ 277 Vac 20 Amp Ballast @ 277 Vac (N/O) 10 Amp Ballast @ 277 Vac (N/C) <i>Not rated for Electronic Ballast</i> 10 Amp Tungsten @ 120 Vac (N/O)	• Normally Open or Normally Closed selected by yellow jumper wire
RIBMX24SBA ECMs	.50-20 Amps	Internal w/ contact status	Adjustable	Solid State Contact 30 Vac/dc, 0.4 Amp	20 Amp	Yes	SPST	1,110 VA Pilot Duty @ 277 Vac 770 VA Pilot Duty @ 120 Vac 240 Watt Tungsten @ 120 Vac (N/C) 2 HP @ 277 Vac 1 HP @ 120 Vac	
RIBMX24SBV	0-20 Amps	Internal w/ voltage output	Analog	0-5 Vdc 0-10 Vdc	20 Amp	Yes	SPST		

* = Internal current sensor monitors current through common contact of Relay