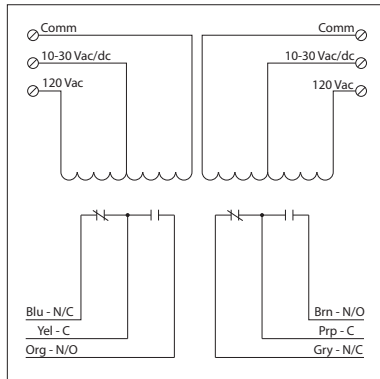


10 AMP PILOT CONTROL RELAYS


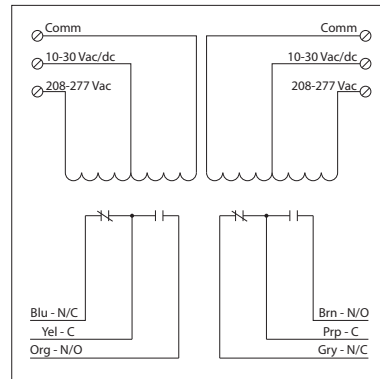
RIBTU2C

Pilot Relays, 10 Amp 2 SPDT, 10-30 Vac/dc/
 120 Vac Coil, Hi/Lo Voltage Separation,
 NEMA 1 Housing



RIBTH2C

Pilot Relays, 10 Amp 2 SPDT, 10-30 Vac/
 dc/208-277 Vac Coil, Hi/Lo Voltage Separation,
 NEMA 1 Housing



SPECIFICATIONS

Relays & Contact Type: Two (2) SPDT Continuous Duty Coil
Expected Relay Life: 10 million cycles minimum mechanical
Operating Temperature: -30 to 140° F
Humidity Range: 5 to 95% (noncondensing)
Operate Time: 20ms
Relay Status: LED On = Activated
Dimensions: 4.00"H x 4.00"W x 1.81"D with 0.50" NPT nipple
Housing Detail: See **Housing C** in housing guide for dimensions
Origin: Made of US and non-US parts
Wires: 16", 600V Rated
Approvals: UL Listed, UL916, C-UL, CE, RoHS
 UL864, California State Fire Marshal
Housing Rating: UL Accepted for Use in Plenum, NEMA 1
Gold Flash: Yes
Override Switch: No

Contact Ratings:
 10 Amp Resistive @ 277 Vac
 10 Amp Resistive @ 28 Vdc
 480 VA Pilot Duty @ 240-277 Vac
 480 VA Ballast @ 277 Vac
Not rated for Electronic Ballast
 600 Watt Tungsten @ 120 Vac (N/O)
 240 Watt Tungsten @ 120 Vac (N/C)
 1/3 HP @ 120-240 Vac (N/O)
 1/6 HP @ 120-240 Vac (N/C)
 1/4 HP @ 277 Vac (N/O)
 1/8 HP @ 277 Vac (N/C)

Coil Current:
 33 mA @ 10 Vac 13 mA @ 10 Vdc
 35 mA @ 12 Vac 15 mA @ 12 Vdc
 46 mA @ 24 Vac 18 mA @ 24 Vdc
 55 mA @ 30 Vac 20 mA @ 30 Vdc
 28 mA @ 120 Vac (RIBTU2C)
 39 mA @ 208-277 Vac (RIBTH2C)

Coil Voltage Input:
 10-30 Vac/dc ; 120 Vac ; 50-60 Hz (RIBTU2C)
 10-30 Vac/dc ; 208-277 Vac ; 50-60 Hz (RIBTH2C)
 Drop Out = 2.1 Vac / 2.8 Vdc
 Pull In = 9 Vac / 10 Vdc