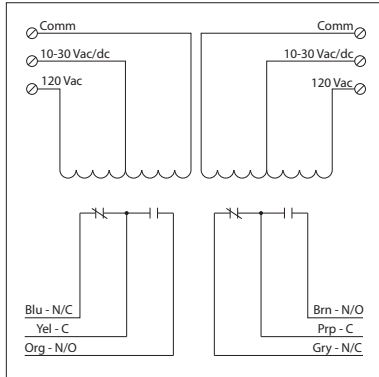


## 10 AMP PILOT CONTROL RELAYS


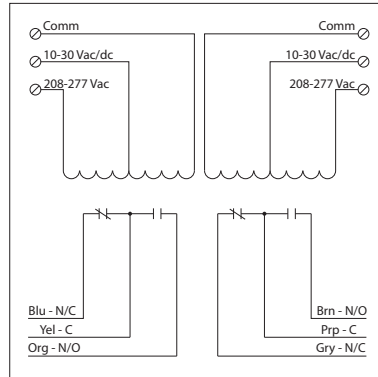
### RIBTU2C

Pilot Relays, 10 Amp 2 SPDT, 10-30 Vac/dc/  
 120 Vac Coil, Hi/Lo Voltage Separation,  
 NEMA 1 Housing



### RIBTH2C

Pilot Relays, 10 Amp 2 SPDT, 10-30 Vac/  
 dc/208-277 Vac Coil, Hi/Lo Voltage Separation,  
 NEMA 1 Housing



## SPECIFICATIONS

**# Relays & Contact Type:** Two (2) SPDT Continuous Duty Coil  
**Expected Relay Life:** 10 million cycles minimum mechanical  
**Operating Temperature:** -30 to 140° F  
**Humidity Range:** 5 to 95% (noncondensing)  
**Operate Time:** 20ms  
**Relay Status:** LED On = Activated  
**Dimensions:** 4.00"H x 4.00"W x 1.81"D with 0.50" NPT nipple  
**Housing Detail:** See **Housing C** in housing guide for dimensions  
**Origin:** Made of US and non-US parts  
**Wires:** 16", 600V Rated  
**Approvals:** UL Listed, UL916, C-UL, CE, RoHS  
 UL864, California State Fire Marshal  
**Housing Rating:** UL Accepted for Use in Plenum, NEMA 1  
**Gold Flash:** Yes  
**Override Switch:** No

**Contact Ratings:**  
 10 Amp Resistive @ 277 Vac  
 10 Amp Resistive @ 28 Vdc  
 480 VA Pilot Duty @ 240-277 Vac  
 480 VA Ballast @ 277 Vac  
*Not rated for Electronic Ballast*  
 600 Watt Tungsten @ 120 Vac (N/O)  
 240 Watt Tungsten @ 120 Vac (N/C)  
 1/3 HP @ 120-240 Vac (N/O)  
 1/6 HP @ 120-240 Vac (N/C)  
 1/4 HP @ 277 Vac (N/O)  
 1/8 HP @ 277 Vac (N/C)

**Coil Current:**  
 33 mA @ 10 Vac      13 mA @ 10 Vdc  
 35 mA @ 12 Vac      15 mA @ 12 Vdc  
 46 mA @ 24 Vac      18 mA @ 24 Vdc  
 55 mA @ 30 Vac      20 mA @ 30 Vdc  
 28 mA @ 120 Vac (RIBTU2C)  
 39 mA @ 208-277 Vac (RIBTH2C)

**Coil Voltage Input:**  
 10-30 Vac/dc ; 120 Vac ; 50-60 Hz (RIBTU2C)  
 10-30 Vac/dc ; 208-277 Vac ; 50-60 Hz (RIBTH2C)  
 Drop Out = 2.1 Vac / 2.8 Vdc  
 Pull In = 9 Vac / 10 Vdc