


PQ-1001 Damper Position Indicator



The PQ-1001 Damper Position Indicator provides an electrical indication of the relative position of a damper in a duct.

Installation of a PQ-1001-4 directly to the damper frame inside of an air duct is shown at left.

Features and Benefits

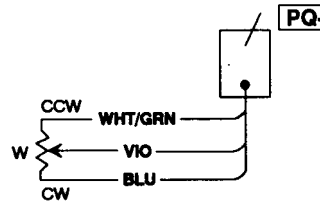
- | | |
|--|--|
| <input type="checkbox"/> 5k Ohm Potentiometer | <p>Translates a change in relative position to a universally accepted electrical signal.</p> <p>Provides compatibility with most monitoring and controlling devices including the Metasys FMS Controllers, the JC/80 and JC/85 BAS Controllers and, with the GQ-4100 Bridge, to the MZ-7000 Series Meters.</p> |
| <input type="checkbox"/> Included Mounting Hardware | <p>Allows direct mounting to DCP/DCO, D-1200 and D-1300 Series Dampers.</p> <p>Provides for mounting on the outside (PQ-1001-3) or on the inside (PQ-1001-4) of the duct.</p> |
| <input type="checkbox"/> Six-inch-long, color-coded leads and handi-box | <p>Makes wiring quick and easy.</p> |

Application Overview

The PQ-1001 is used to electrically indicate the relative position of a damper in a duct. It can be applied in a variety of building control and monitoring strategies such as the following:

- For simple, low-cost analog display, use the PQ-1001 with a GQ-4100-1 bridge and MZ-7000 series meter as shown in Figure 2.
- In an installed digital control system where position feedback is required, use the PQ-1001 with a JC/80 or JC/85 as shown in Figures 1 and 3.
- For applications (like post offices) where position indication for each damper is required at the head end, use the PQ-1001 with the Metasys™ FM-IUN as shown in Figure 4.

Application Drawing Identification



See BEIMS 45-2.03-2.

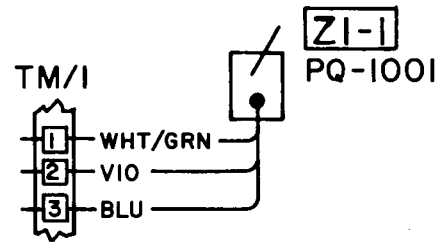


Figure 1: PQ-1001 Damper Position Indicator in Application with the JC/80 BAS Controller

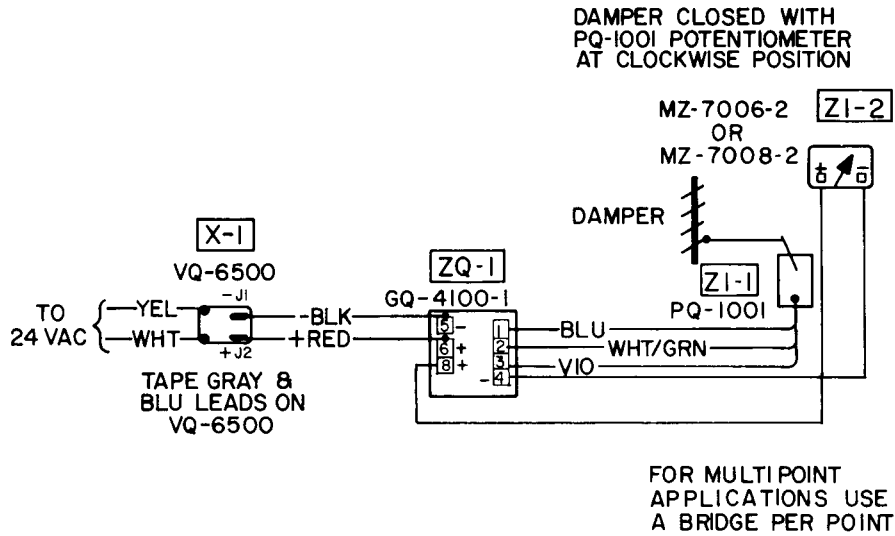


Figure 2: PQ-1001 Damper Position Indicator in a Typical Application with the GQ-4100/MZ-7000 Indication System

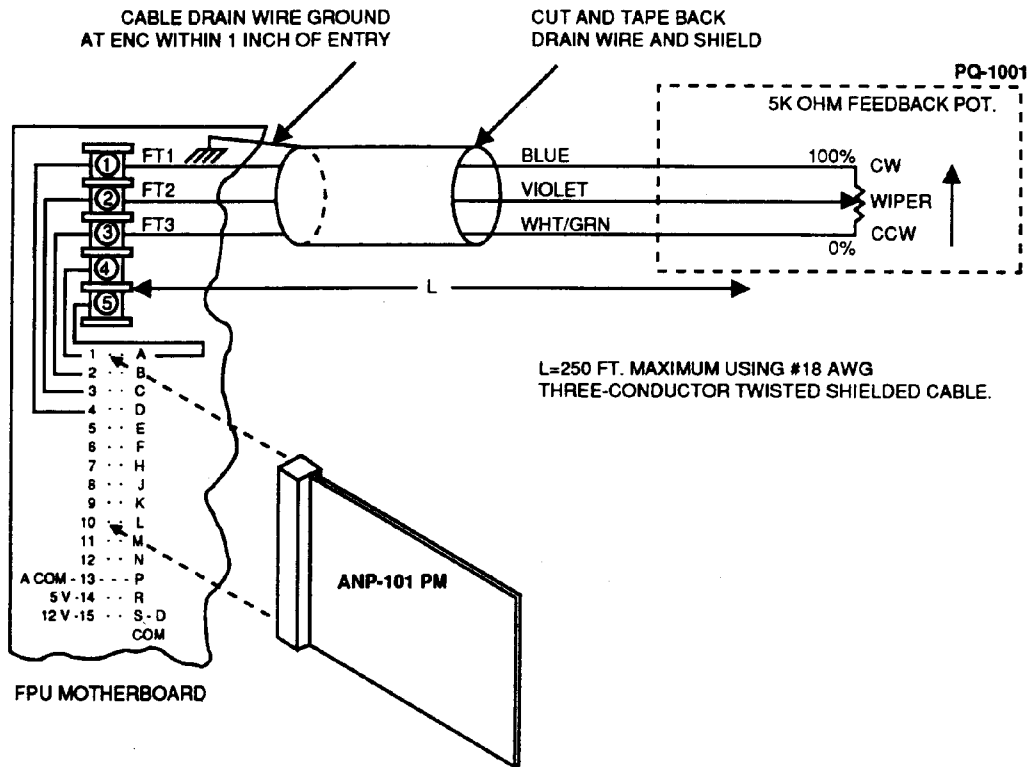


Figure 3: PQ-1001 in Application with the JC/85 Building Automation System

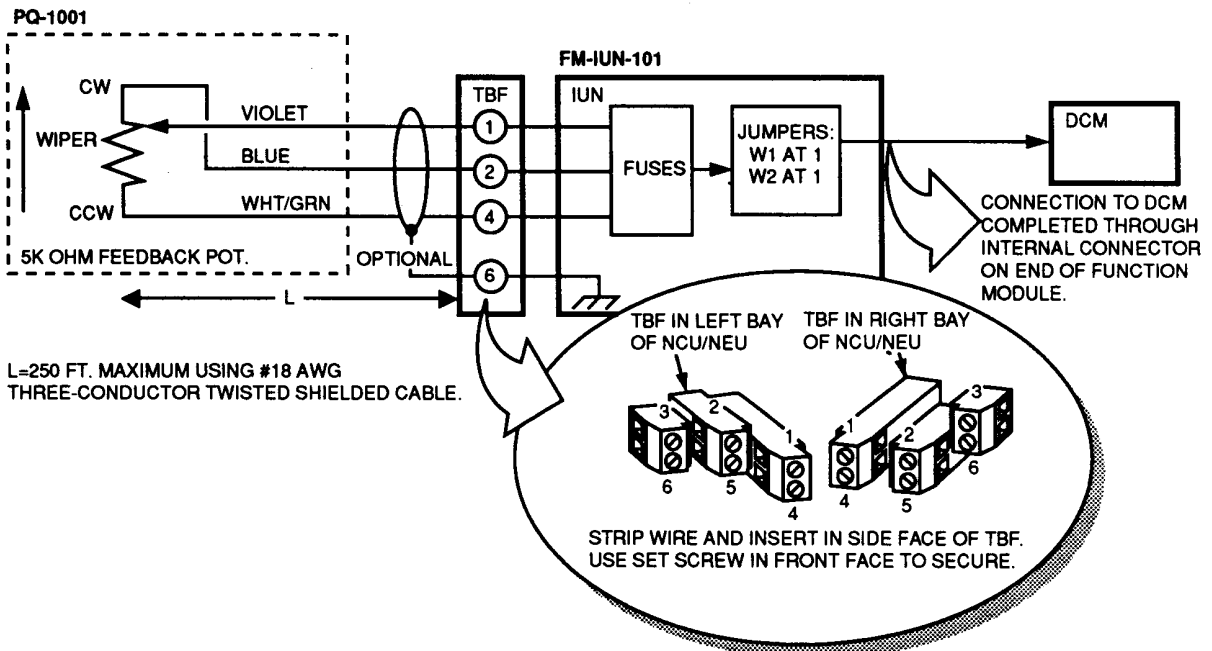


Figure 4: PQ-1001 in Application with the Metasys Facility Management System

Ordering Information

To order a PQ-1001 Damper Position Indicator, specify the complete Product Code Number for the desired model: PQ-1001-3 for mounting on

the outside of a duct, PQ-1001-4 for mounting on the damper frame inside of the duct.

Specifications

| | |
|-------------------------------|---|
| Product | PQ-1001 Damper Position Indicator |
| Models | PQ-1001-3 Damper Position Indicator for Mounting to the outside of the duct PQ-1001-4 Damper Position Indicator for Mounting to the inside of the duct |
| Potentiometer | 5k ohms, 2 watts |
| Electrical Connections | 6-in.-long, color-coded pigtail leads |
| Mounting | Direct Mounted to the Damper Frame or Installed on a Duct Using a Damper Blade Pin Extension |
| Dimensions | 4 in. L x 4 ⁹ / ₁₆ in. W x 3 ⁷ / ₈ in. D (10.2 cm x 11.7 cm x 9.8 cm) Approximately |
| Shipping Weight | 1 lb (0.5 kg) |
| Accessories | GQ-4100-1 Position Indication Bridge for Use of the PQ-1001 with the MZ-7000 Series Meters D-9999-134 Damper Blade Pin Extension Kit for Installation of the PQ-1001-3 on a JCI Damper |

The performance specifications are nominal and conform to acceptable industry standards. For application at conditions beyond these specifications, consult the local Johnson Controls office. Johnson Controls, Inc. shall not be liable for damages resulting from misapplication or misuse of its products.



Controls Group
507 E. Michigan Street
P.O. Box 423
Milwaukee, WI 53201

FAN 216
Electronic Control Manual
Printed in U.S.A.