

## Main

Range of product	Zelio Time
Product or component type	Miniature timing relay
Fixing mode	Plug-in socket
Discrete output type	Relay
Contacts type and composition	2 C/O
Component name	REXL
Time delay type	A
Time delay range	1...10 h 1...10 s 6...60 s 1...10 min 10...100 h 6...60 min 0.1...1 s

## Complementary

Contacts material	Cadmium free
[Us] rated supply voltage	120 V AC at 50/60 Hz
Voltage range	0.85...1.15 Us
[In] rated current	5 A AC
Repeat accuracy	+/- 0.5 %
Setting accuracy of time delay	10 % at full scale at 25 °C conforming to EN/IEC 61812-1
Temperature drift	0.05 %/°C
Maximum reset time	250 ms after time delay, on de-energisation 50 ms during time delay, on de-energisation
Voltage drift	+/- 0.2 %/V
Maximum switching capacity	4 x 5 A
Maximum temporary permissible current	10 A for < 10 s
Minimum switching current	100 mA
Electrical durability	100000 cycles at 250 V AC resistive
Mechanical durability	10000000 cycles
Maximum power consumption	2.6 VA
[Ui] rated insulation voltage	250 V conforming to IEC 255 Group C

250 V conforming to VDE 0010

Output overvoltage protection	2 J
Surge withstand	2 kV conforming to EN/IEC 61000-4-5 level 3
Creepage distance	4 kV/3 conforming to IEC 60664-1
Local signalling	1 LED red output in operation 1 LED yellow power ON
Product weight	0.05 kg

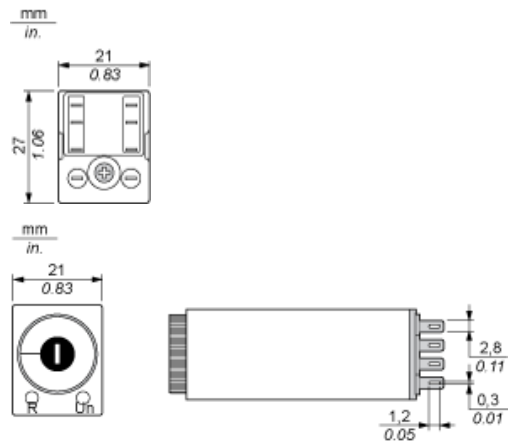
## Environment

Immunity to microbreaks	<= 5 ms
Dielectric strength	2 kV 1 mA/1 minute 50 Hz conforming to EN/IEC 60601-1 2 kV 1 mA/1 minute 50 Hz conforming to EN/IEC 61812-1
Standards	EN/IEC 60601-2 73/23/EEC EN 50081-2 89/336/EEC EN/IEC 60601-1 EN 61000-6-2 93/68/EEC EN/IEC 61812-1
Product certifications	CUL UL
Ambient air temperature for operation	-20...60 °C
Ambient air temperature for storage	-40...70 °C
IP degree of protection	IP50 conforming to IEC 60529
Vibration resistance	0.35 mm (f = 10...55 Hz) conforming to IEC 60068-2-6
Relative humidity	95 % without condensation conforming to IEC 60068-2-6
Resistance to electrostatic discharge	6 kV (in contact) conforming to EN/IEC 61000-4-2 level 3 8 kV (in air) conforming to EN/IEC 61000-4-2 level 3
Resistance to electromagnetic fields	10 V/m conforming to EN/IEC 61000-4-3 level 3
Resistance to fast transients	2 kV conforming to EN/IEC 61000-4-4 level 3
Immunity to radioelectric fields	10 V (0.15...80 MHz) conforming to EN/IEC 61000-4-6 level 3
Immunity to voltage dips	>= 95 % / 1 s conforming to EN/IEC 61000-4-11 30 % / 10 ms conforming to EN/IEC 61000-4-11 60 % / 100 ms conforming to EN/IEC 61000-4-11
Disturbance radiated/conducted	Class B conforming to EN 55022 (EN 55011 group 1)

## Contractual warranty

Warranty period	18 months
-----------------	-----------

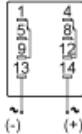
Width 21 mm



---

Terminal Referencing

---



---

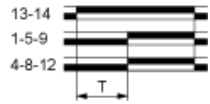
Function A : Power on Delay Relay

---

Description

The timing period T begins on energisation. After timing, the outputs close.

2 Timed C/O Contacts



---

Legend

---

- Relay de-energised
- Relay energised
- Output open
- Output closed
- R Relay output
- T Timing period