



Main

Range of product	Zelio Analog
Product or component type	Voltage/Current converter
Analogue input type	Current 4...20 mA Voltage 0...10 V DC
Analogue output type	Current 4...20 mA \leq 500 Ohm by cabling Voltage 0...10 V \geq 100 kOhm by cabling

Complementary

Protection type	Overvoltage protection on output (+/- 30 V) Reverse polarity protection on output Short-circuit protection on output
Analogue output voltage	-15...0 V, when no input or input wire broken
Analogue output current	4...30 mA, when no input or input wire broken
[Us] rated supply voltage	24 V DC +/- 20 %, non isolated
Current consumption	\leq 40 mA for voltage output \leq 60 mA for current output
Local signalling	LED green (power ON)
Measurement error	+/- 1 % of full scale at 20 °C +/- 10 % of full scale at 20 °C (electromagnetic interference of 10 V/m)
Repeat accuracy	+/- 0.2 % full scale at 20 °C +/- 0.6 % full scale at 60 °C
Temperature coefficient	200 ppm/°C
Clamping connection capacity	1 x 2.5 mm ² 2 x 1.5 mm ²
Tightening torque	0.6...1.1 N.m
Marking	CE
Surge withstand	0.5 kV for 1.2/50 μ s conforming to IEC 61000-4-5
[Ui] rated insulation voltage	2 kV
Fixing mode	By screws, mounting plate Clip-on, 35 mm symmetrical DIN rail
Safety reliability data	MTTFd = 73.2 years B10d = 67582
Product weight	0.12 kg

Disclaimer: This documentation is not intended as a substitute for and is not to be used for determining suitability or reliability of these products for specific user applications

Environment

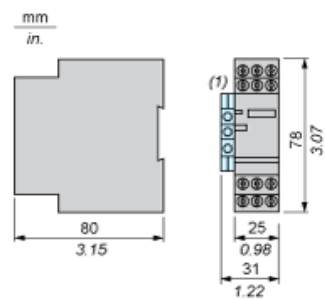
Standards	IEC 60584-1 IEC 60947-1
Product certifications	CSA GL UL
IP degree of protection	IP20 terminal block IP50 housing
Fire resistance	850 °C conforming to IEC 60695-2-1 850 °C conforming to UL
Shock resistance	50 gn for 11 ms conforming to IEC 60068-2-27
Vibration resistance	5 gn (f = 10...100 Hz) conforming to IEC 60068-2-6
Resistance to electrostatic discharge	6 kV (in contact) conforming to IEC 61000-4-2 level 3 8 kV (in air) conforming to IEC 61000-4-2 level 3
Resistance to fast transients	1 kV on input-output conforming to IEC 61000-4-4 2 kV on power supply conforming to IEC 61000-4-4
Disturbance radiated/conducted	CISPR 11 CISPR 22 group 1 - class B
Ambient air temperature for storage	-40...85 °C
Ambient air temperature for operation	0...50 °C (mounting side by side) 0...60 °C (2 cm spacing)
Pollution degree	2 conforming to IEC 60664-1

Contractual warranty

Warranty period	18 months
-----------------	-----------

Analog Interface (Converter)

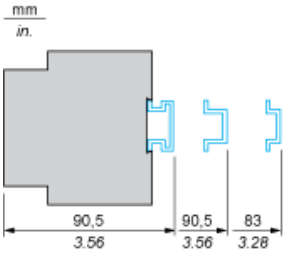
Dimensions



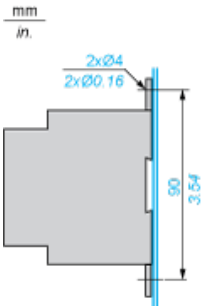
(1) Terminal block AB1TP435U or AB1RRNTP435U2

Mounting

Mounting on Rails AM1.....



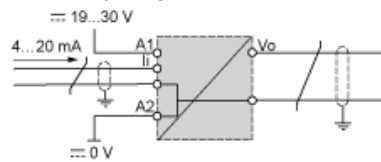
Panel Mounting



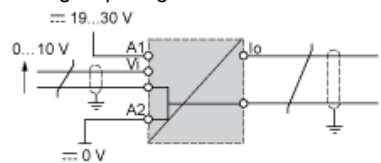
Analog Interface: Voltage/Current Converter

Wiring Diagrams

Current input signal



Voltage input signal



The input, output and power supply lines must be kept away from the power cables to avoid effects due to induced interference.
The input and output cables must be shielded as indicated in the schemes and must be kept away from each other.