H681X-V SERIES

Medium Current Ranges

H681x-V
(subset of models shown)

The H681x-V Series of 1 volt and 0.333 volt split-core current transformers (CTs) provide secondary AC voltage proportional to the primary (sensed) current. For use with power meters, data loggers, chart recorders, and other instruments, the H681x-V series CTs provide a cost-effective means to transform electrical service amperages to avoltage compatible with monitoring equipment.

Note: See the H681x-5A Series datasheet for 5A output models.

High accuracy

±1% from 10% to 100% of rated current

UL approved

UL2808 Series is UL Listed, others UL Recognized

1 V or 0.333 V

1 V or 0.333 V output versions available

APPLICATIONS

- Data logging
- Recording
- Power monitoring
- Energy management
- Alternative energy monitoring
- Cost allocation

SPECIFICATIONS

Split-Core

INPUTS	
Frequency Range	50/60 Hz
Leads	6 ft (1.8 m), 20 ft (6 m)
ACCURACY	
Accuracy	±1% of reading from 10% to 100% of rated current, specified with the primary conductor(s) centered in the CT window
OUTPUTS	
Output at Rated Current	1 V or 0.333 V
MECHANICAL	
Insulation	600 Vac
ENVIRONMENTAL	
Operating Temp Range	2400A models only: -15 to 50 °C (5 to 122 °F); All other models: -15 to 60 °C (5 to 140 °F)
Storage Temp Range	-40 to 70 °C (-40 to 158 °F)
Humidity Range	0 to 95% non-condensing
Altitude of Operation	3 km max.
Mounting Location	Not suitable for wet locations. For indoor use only.
WARRANTY	
Limited Warranty	5 years
AGENCY APPROVALS	
Agency Approvals	UL61010-1, IEC 61010-1, EN 61010-1
Installation Category	Category III, Pollution Degree 2

c US
E207042

UL2808

INPUTS	
Frequency Range	50/60 Hz
Leads	16 AWG, 8 ft (2.4 m), 20 ft (6 m)
ACCURACY	
Accuracy	These CTs meet or exceed accuracy requirements specified in IEC 61869-2, Table 201, Class 1
OUTPUTS	
Output at Rated Current	1 V or 0.333 V
MECHANICAL	
Insulation	600 Vac
ENVIRONMENTAL	
Operating Temp Range	-15 to 60 °C (5 to 140 °F)
Storage Temp Range	-40 to 70 °C (-40 to 158 °F)
Humidity Range	0 to 95% non-condensing
Altitude of Operation	2 km max.
Mounting Location	Not suitable for wet locations. For indoor use only.
WARRANTY	
Limited Warranty	5 years
AGENCY APPROVALS	
Agency Approvals	UL2808
Installation Category	Category III, Pollution Degree 2

c UL us LISTED
E520136

SPLIT-CORE

Dimensional Drawings

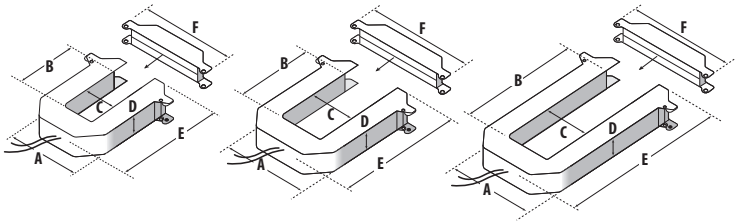

H6810/Small
100 - 300 Amp
A = 3.8" (97 mm)
B = 1.2" (31 mm)
C = 1.3" (32 mm)
D = 1.2" (31 mm)
E = 4.0" (102 mm)
F = 4.8" (122 mm)

H6811/Medium
400 - 800 Amp
A = 4.9" (125 mm)
B = 2.9" (74 mm)
C = 2.5" (64 mm)
D = 1.2" (31 mm)
E = 5.2" (132 mm)
F = 6.0" (152 mm)

H6812/Large
800 - 2400 Amp
A = 4.9" (125 mm)
B = 5.5" (140 mm)
C = 2.5" (64 mm)
D = 1.2" (31 mm)
E = 7.9" (201 mm)
F = 6.0" (152 mm)

UL2808

Dimensional Drawings

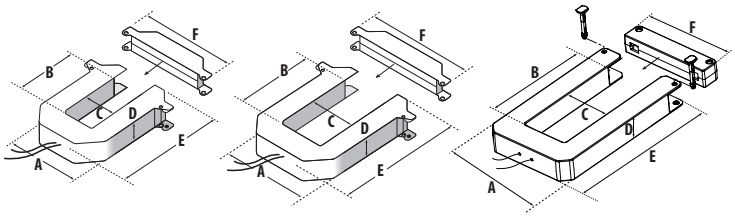

H6810/Small
100 - 400 Amp
A = 3.23" (82 mm)
B = 1.4" (36 mm)
C = 1.4" (36 mm)
D = 1.12" (28 mm)
E = 3.25" (83 mm)
F = 4.12" (105 mm)

H6811/Medium
600 - 800 Amp
A = 4.95" (126 mm)
B = 2.9" (74 mm)
C = 2.46" (63 mm)
D = 1.2" (31 mm)
E = 5.36" (136 mm)
F = 5.83" (148 mm)

H6812/Large
1000 - 2400 Amp
A = 4.91" (125 mm)
B = 5.73" (146 mm)
C = 2.47" (63 mm)
D = 1.16" (30 mm)
E = 8.12" (206 mm)
F = 4.91" (125 mm)

WIRING EXAMPLE

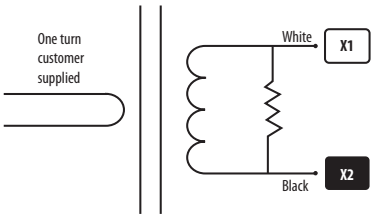

ORDERING INFORMATION

MODEL	DESCRIPTION
H6810-100A-.3V (R20)	Split-core CT, Size 2, 100 A: 0.333 V
H6810-200A-.3V (R20)	Split-core CT, Size 2, 200 A: 0.333 V
H6810-300A-.3V (R20)	Split-core CT, Size 2, 300 A: 0.333 V
H6811-400A-.3V (R20)	Split-core CT, Size 3, 400 A: 0.333 V
H6811-600A-.3V (R20)	Split-core CT, Size 3, 600 A: 0.333 V
H6811-800A-.3V (R20)	Split-core CT, Size 3, 800 A: 0.333 V
H6812-800A-.3V (R20)	Split-core CT, Size 4, 800 A: 0.333 V
H6812-1000A-.3V (R20)	Split-core CT, Size 4, 1000 A: 0.333 V
H6812-1200A-.3V (R20)	Split-core CT, Size 4, 1200 A: 0.333 V
H6812-1600A-.3V (R20)	Split-core CT, Size 4, 1600 A: 0.333 V
H6812-2000A-.3V (R20)	Split-core CT, Size 4, 2000 A: 0.333 V
H6812-2400A-.3V (R20)	Split-core CT, Size 4, 2400 A: 0.333 V
H6810-100A-.3VU	Split core CT, .3V, 100A UL2808
H6810-200A-.3VU	Split core CT, .3V, 200A UL2808
H6810-300A-.3VU	Split core CT, .3V, 300A UL2808
H6810-400A-.3VU	Split core CT, .3V, 400A UL2808
H6811-600A-.3VU	Split core CT, .3V, 600A UL2808
H6811-800A-.3VU	Split core CT, .3V, 800A UL2808
H6812-800A-.3VU	Split core CT, .3V, 800A UL2808
H6812-1000A-.3VU	Split core CT, .3V, 1000A UL2808
H6812-1200A-.3VU	Split core CT, .3V, 1200A UL2808
H6812-1600A-.3VU	Split core CT, .3V, 1600A UL2808
H6812-2000A-.3VU	Split core CT, .3V, 2000A UL2808
H6812-2400A-.3VU	Split core CT, .3V, 2400A UL2808

MODEL	DESCRIPTION
H6810-100A-1V	Split-core CT, Size 2, 100 A: 1 V
H6810-200A-1V	Split-core CT, Size 2, 200 A: 1 V
H6810-300A-1V	Split-core CT, Size 2, 300 A: 1 V
H6811-400A-1V	Split-core CT, Size 3, 400 A: 1 V
H6811-600A-1V	Split-core CT, Size 3, 600 A: 1 V
H6811-800A-1V	Split-core CT, Size 3, 800 A: 1 V
H6812-800A-1V	Split-core CT, Size 4, 800 A: 1 V
H6812-1000A-1V	Split-core CT, Size 4, 1000 A: 1 V
H6812-1200A-1V	Split-core CT, Size 4, 1200 A: 1 V
H6812-1600A-1V	Split-core CT, Size 4, 1600 A: 1 V
H6812-2000A-1V	Split-core CT, Size 4, 2000 A: 1 V
H6812-2400A-1V	Split-core CT, Size 4, 2400 A: 1 V
H6810-100A-1VU	Split core CT, 1V, 100A UL2808
H6810-200A-1VU	Split core CT, 1V, 200A UL2808
H6810-300A-1VU	Split core CT, 1V, 300A UL2808
H6810-400A-1VU	Split core CT, 1V, 400A UL2808
H6811-600A-1VU	Split core CT, 1V, 600A UL2808
H6811-800A-1VU	Split core CT, 1V, 800A UL2808
H6812-800A-1VU	Split core CT, 1V, 800A UL2808
H6812-1000A-1VU	Split core CT, 1V, 1000A UL2808
H6812-1200A-1VU	Split core CT, 1V, 1200A UL2808
H6812-1600A-1VU	Split core CT, 1V, 1600A UL2808
H6812-2000A-1VU	Split core CT, 1V, 2000A UL2808
H6812-2400A-1VU	Split core CT, 1V, 2400A UL2808

800.354.8556 | +1 503.598.4564 | sales@veris.com | intl@veris.com | veris.com