

TE & TP SERIES

Durable Devices for Temperature Monitoring



TE Series wall mounted temperature sensors feature a discreet appearance combined with high accuracy and reliability. These devices are aesthetically pleasing in any interior environment. Flexible mounting options include flush and single-gang for ease of installation.

TP Series flush mounted temperature sensors are designed to monitor the temperature of the air in areas where sensor durability and security are needed. They are ideal for spaces where moisture and water vapor are concerns. The back of the TP is insulated to reduce interior wall temperature influence. The TP is for indoor use only, and it is warranted for a period of five years.

SPECIFICATIONS

TP Series

Wiring	22 AWG; 2-wire: RTD/Thermistor
Housing	Brushed 430 stainless steel
Mounting Location	Not suitable for wet locations. For indoor use only.
Operating Temperature	-25 to 105 °C (-13 to 221 °F)*

WARRANTY

Limited Warranty	5 years
------------------	---------

AGENCY APPROVALS



*Room temperature offset documented on each unit.

Moisture resistant

Potted sensor element (TP Series)

Durable

Stainless steel construction (TP Series)

Easy installation

Mounts to standard duplex wall mount box

Flexible

Available with RTD and thermistors. TE Series also available with transmitter and linetemp outputs.

Simple maintenance

Easy to clean

SPECIFICATIONS

TE Series

Wiring	22 AWG; 2-wire: RTD Thermistor, 4 to 20 mA; 3-wire: voltage output models
Housing	Black or white ABS plastic
Operating Temp	-25 to 105 °C (-13 to 221 °F)

LINITEMP OPTION

Input Power	Class 2; 5 to 30 Vdc
Output	10 mV/°C
Operating Temp	-25 to 105 °C (-13 to 221 °F)
Calibration Offset	1.5 °C (2.7 °F) typ.; 2.5 °C (4.5 °F) max. at 25 °C (77 °F)*
Offset over Temp	1.8 °C (3.24 °F) typical; 3.0 °C (5.4 °F) max. over 0 to 70 °C (32 to 158 °F) range; 2.0 °C (3.6 °F) typical, 3.5 °C (6.3 °F) max. over -25 to 105 °C (-13 to 221 °F) range

WARRANTY

Limited Warranty	5 years
------------------	---------

SPECIFICATIONS

TEA Series

Input Power	4 to 20 mA mode; loop powered Class 2; 24 Vdc only; 0-10 V, 3-wire, observe polarity; 12-30 Vdc; 0-5 V, 3-wire, observe polarity; 24 Vac, 50/60 Hz, 12-30 Vdc
-------------	---

RANGES

TEA Model	10 to 35 °C (50 to 95 °F)
Analog Output TEA 4 to 20 mA model	2-wire, not polarity sensitive (clipped & capped)
Transmitter Type	Solid-state, integrated circuit
Transmitter Accuracy	±0.5 °C (±0.9 °F) typical

WARRANTY

Limited Warranty	5 years
------------------	---------

AGENCY APPROVALS



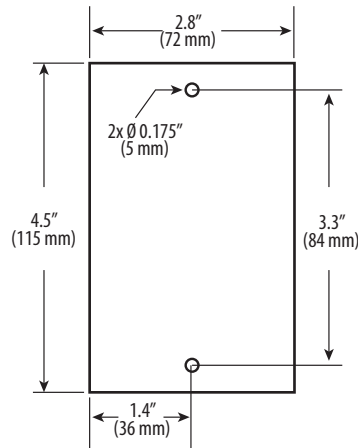
*Room temperature offset documented on each unit.

Note: RTD/Thermistors in wall packages are not compensated for internal heating of product.



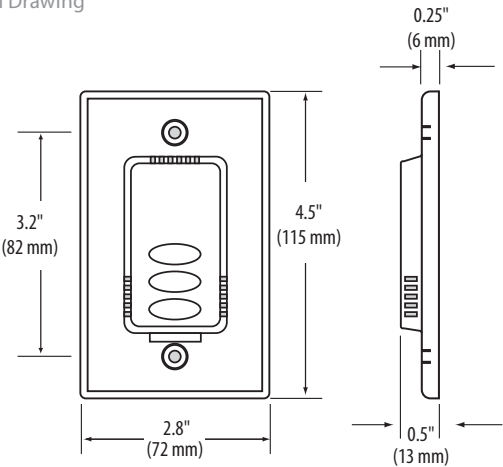
TP

Dimensional Drawing



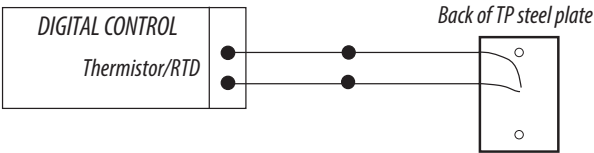
TE/TEA

Dimensional Drawing



TP

Wiring Diagram



ORDERING INFORMATION

Sensor Type

TP

B = 100R Platinum, RTD
C = 1k Platinum, RTD
D = 10k T2, Thermistor
E = 2.2k, Thermistor
F = 3k, Thermistor
H = 10k T3, Thermistor
I = 1k Balco (Nickel-iron) RTD
J = 10k Dale, Thermistor
K = 10k w/11k shunt, Thermistor
M = 20k NTC, Thermistor
N = 1800 ohm, Thermistor
W = 10k T2 high accuracy, Thermistor
Y = 10k T3 high accuracy, Thermistor

0 = None
2 = 3-point NIST calibration

Example:
TP W 2

Output

TEA

M = 4 to 20 mA
V = 0-10 Vdc
J = 0-5 Vdc

US or EU

S = Standard

Housing Color

None = Cloud White
B = Black

Example:
TEA J S

Sensor Type

TE

B = 100R platinum, RTD
C = 1k platinum, RTD
D = 10k T2, Thermistor
E = 2.2k, Thermistor
F = 3k, Thermistor
G = 10k CPC, Thermistor
H = 10k T3, Thermistor
I = 1k Balco (Nickel-iron) RTD
J = 10k Dale, Thermistor
K = 10k w/11k shunt, Thermistor
M = 20k NTC, Thermistor
N = 1800 ohm, Thermistor
P = 10mV/°C, Linitemp
R = 10k US, Thermistor
S = 10k 3A221, Thermistor
T = 100k, Thermistor
U = 20k "D", Thermistor
W = 10k T2 high accuracy, Thermistor
Y = 10k T3 high accuracy, Thermistor

Setpoint/Override

0 = None
1 = Override*
2 = 1k Setpoint
3 = 10k Setpoint
4 = 1k Setpoint with override*
5 = 10k Setpoint with override*

Cal Certificate

0 = None
1 = 1-point cal validation**
2 = 2-point cal validation**

Housing Color

None = Cloud white
B = Black

Example:
TE D 5 2

*Pushbutton override short circuits RTD/thermistor output
** Not available with W and Y high-accuracy thermistors.

