


TO SERIES

Sleek Design, Reduces Solar Heating



Sleek design

Reduces solar heating...reliable and accurate

Flexible

Available with transmitter, linitemp, RTDs, or thermistors

APPLICATIONS

- Outdoor reference

TO Series outdoor temperature sensors feature a sleek, weather resistant design, and provide easy installation. The durable probe is encased in a radiation shield to reduce the effects of solar heating. Choose from a variety of RTD, thermistor, or transmitter outputs to suit any application.

SPECIFICATIONS

Wiring	22 AWG; 2-wire: RTD/Thermistor, 4 to 20 mA; 3-wire: voltage output models
Junction Box	Weather resistant
Mounting Location	For outdoor use

TEMPERATURE TRANSMITTER OPTION

Input Power	4 to 20 mA version - Loop powered Class 2, 12 to 30 Vdc only, 30 mA max; 1-5/2-10 V versions - 12-30 Vdc/24 Vac, 50/60 Hz, 15 mA max
Temp. Output	2-wire, loop powered Class 2, 4 to 20mA; 3-wire, 1-5 V/2-10 Vdc
Sensor Type	Solid-state, integrated circuit (Transmitter) or resistive (RTD/Thermistor)
Accuracy	±0.5°C (±.9°F) typical
Ranges	0 to 50 °C (32 to 122 °F), -40 to 50 °C (-40 to 122 °F)*

RESISTIVE OPTION

Operating Temp	-25 to 105 °C (-13 to 221 °F)
----------------	-------------------------------

WARRANTY

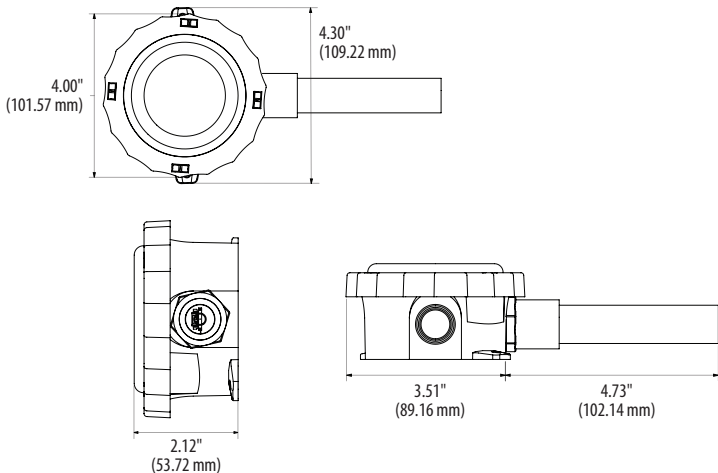
Limited Warranty	5 years
------------------	---------

AGENCY APPROVALS



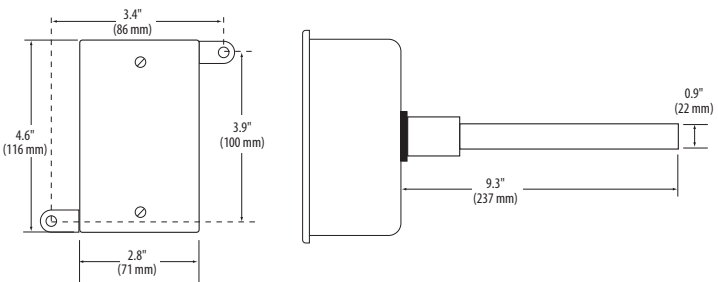
RTD/THERMISTOR MODELS

Dimensional Drawing



TEMPERATURE TRANSMITTER MODELS

Dimensional Drawing



ORDERING INFORMATION

RTD/Thermistor Models

Sensor Type

TO



B = 100R platinum, RTD
C = 1k platinum, RTD
D = 10k T2, Thermistor
E = 2.2k, Thermistor
F = 3k, Thermistor
H = 10k T3, Thermistor
I = 1k Balco (Nickel-iron) RTD
J = 10k Dale, Thermistor
K = 10k w/11k shunt, Thermistor
M = 20k NTC, Thermistor
N = 1800 ohm, Thermistor
W = 10k T2 high accuracy, Thermistor
Y = 10k T3 high accuracy, Thermistor

Output



= Resistive Output

Cal Certificate



0 = None
2 = 3-point NIST calibration

Example:

TO



Temperature Transmitter Models

Output

TOA



M = 4 to 20 mA
V = 0-5/10 Vdc

Range



1 = -40 to 50 °C
(-40 to 122 °F)
2 = 0 to 50 °C
(32 to 122 °F)

Calibration Certificate



0 = None
1 = 1-point Cal validation
2 = 2-point Cal validation

Example:

TOA

