

# VICTORY 300 & 400

## DPDT Relays Provide Versatility



The Victory 300 and 400 Series 10A DPDT pilot duty enclosed relays combine industrial strength and ease of use. The nipple mount enclosure makes installation easy. With no need for a dedicated field enclosure, they are the ideal retrofit devices. One coil input controls the state of two pilot rated contacts for the simultaneous control of two devices or both poles of a single-phase circuit, e.g. motor loads. Field-selectable high and low voltage coil inputs provide on-site versatility.

### Nipple mount

Can be mounted to any electrical enclosure, easing installation

### Flexible wire

Flexible tinned stranded wire... fits easily in tight spaces and provides secure connections to wire nuts

### Sleek enclosure

Reduces the need for panel space

### UL508 Listed

Designed and listed for field installation...makes electrical inspection a snap

### APPLICATIONS

- Command contactors
- Control motors
- Isolation
- Device interlocking
- Relay logic
- Sense voltages for alarm conditions

CONTACT RATINGS	
Resistive	10 A total of both poles, 250 Vac & 28 Vdc
Motor	1/8 HP @ 120 Vac

### SPECIFICATIONS

Operating Temp Range	-34 to 60 °C (-29 to 140 °F)
Operating Humidity Range	10 to 90% RH non-condensing
Expected Relay Life	Electrical (@ rated current) 100,000 cycles; Mechanical (unpowered) 10,000,000 cycles
Relay Status	LED ON=energized
Insulation Class	600 Vac RMS

#### WIRE SPECIFICATIONS

Lead Length	14" (356 mm) min.
Gauge	UL1015; Coil: 18 AWG; Contacts: 16 AWG

#### WARRANTY

Limited Warranty	5 years
------------------	---------

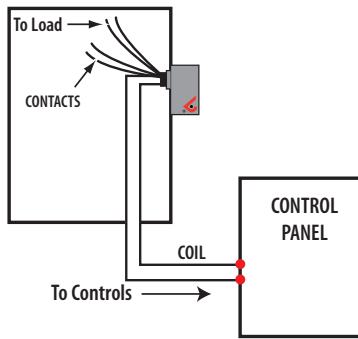
#### AGENCY APPROVALS

Agency Approvals	UL 508
------------------	--------

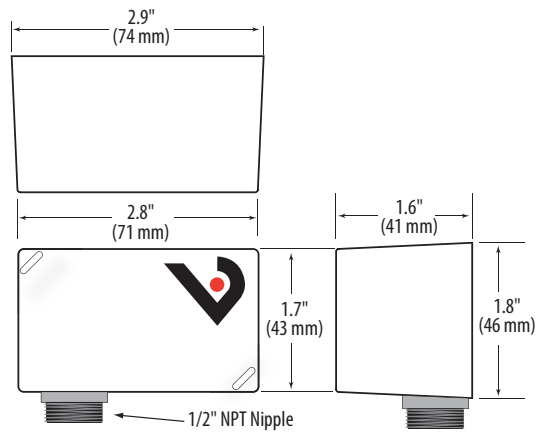


### NIPPLE MOUNT DIRECTLY TO A PANEL

Wiring Diagram

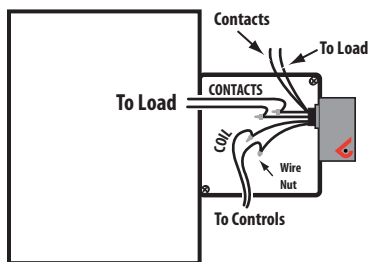


### DIMENSIONAL DRAWING

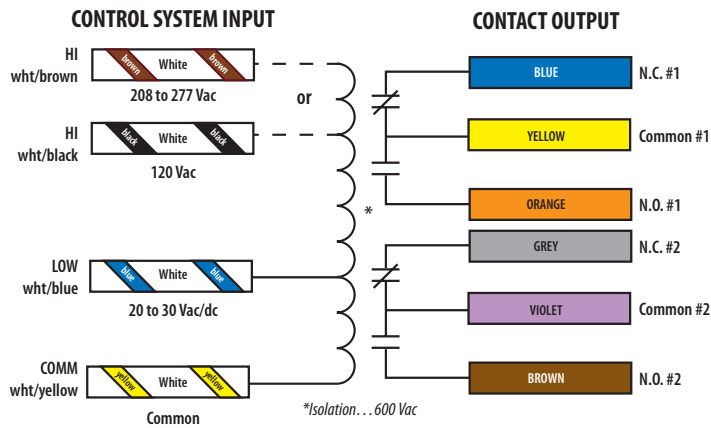


### NIPPLE MOUNT TO ANY 2X OR 4X ELECTRICAL BOX

Wiring Diagram



### WIRE COLOR CODES



### ORDERING INFORMATION

MODEL	RELAY	COIL	AMPERAGE RATING	RELAY POWER LED	UL
V300	DPDT	20 to 30 Vac/dc, 120 Vac	10 A	•	•
V400		20 to 30 Vac/dc, 208 to 277 Vac		•	•

Note: Some units are Plenum rated per UL 1995. For details, see White Paper VWP01, *UL 1995 and Plenum Ratings*, at [www.veris.com](http://www.veris.com).