




Socket 3PDT Relays

VMD3B & VMD3B-C Series



SPECIFICATIONS



Operating Temp Range	-40° to 55°C (-40° to 131°F)
Coil Operating Range	85% to 110% of rated voltage
Coil Drop-out Voltage Threshold	15% of rated voltage
Expected Relay Life	Electrical (@ rated current) 100,000 cycles; Mechanical (unpowered) 10,000,000 cycles
Operating Time	20 msec typical
Dielectric Strength	1500VAC RMS

TYPICAL COIL PERFORMANCE

Power Consumption	
AC Coils.....	1.5VA
DC Coils.....	1.4W

CONTACT RATINGS

Resistive	15A@120VAC
	12A@277VAC
	12A@28VDC
Motor	1/2 HP@120VAC
	3/4 HP@250VAC
Pilot Duty	B300

Socket Relays In A Wide Range Of Features and Coil Voltages

FEATURES

Full featured model:

- Color-coded push button...allows manual operation of relay. AC coils red, DC coils blue
- Removable override lever...when activated, locks push button and contacts in the powered position
- Flag indicator...shows relay status in manual or powered condition
- LED status lamp...shows coil "ON" or "OFF" status
- I.D. tag/write-on plastic label...used for identification of relays in multi-relay circuits
- 2-way side or DIN rail mounting system...retrofits existing panel mounting and 35 mm DIN rail
- Mating hold-down clip...secures relay to socket (-F sockets)

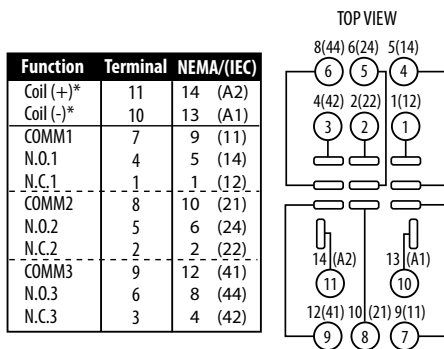
DESCRIPTION

The **VMD3B Series** are 3PDT blade-style relays for socket/DIN mounting.

The standard **VMD3B-C** model is economical and reliable. The full-featured VMD3B-F includes an LED and a flag indicator for convenient status viewing and a push-button test feature for easy troubleshooting. The finger-safe sockets reduce risk, and the hold-down clip keeps the device secure. Enhanced safety and dependability.

WIRING DIAGRAM

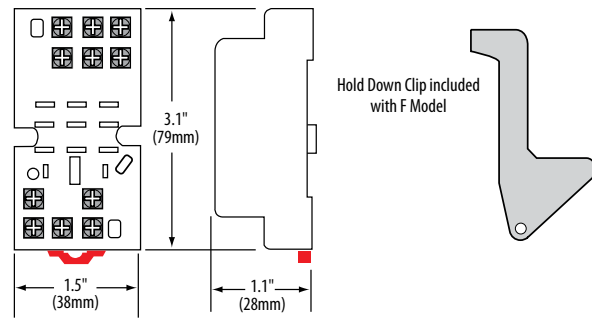
VBD3B Sockets



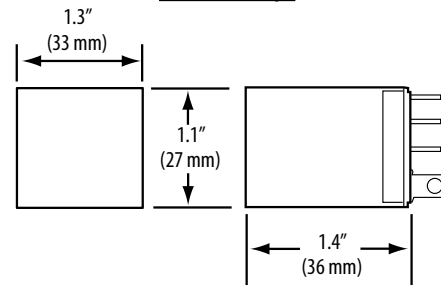
*Observe polarity for relays with DC coil voltages only

DIMENSIONAL DRAWINGS

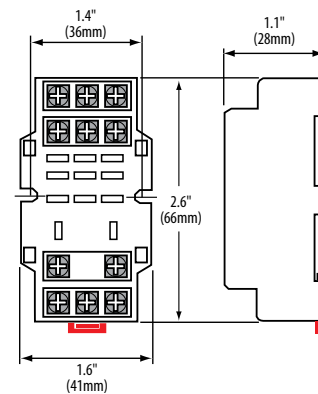
VBD3B-F Socket



VMD3B Relays



VBD3B-C Socket



ORDERING INFORMATION



MODEL	RELAY TYPE	AMPERAGE RANGE	COIL VOLTAGE	MIN. SWITCHING CURRENT	FULL FEATURED	UL	CE
VMD3B-C24D	3PDT	10A	24VDC	100mA@5VDC		●	●
VMD3B-C24A			24VAC			●	●
VMD3B-C120A			120VDC			●	●
VMD3B-F24D		15A	24VDC		●	●	●
VMD3B-F24A			24VAC		●	●	●
VMD3B-F120A			120VAC		●	●	●

SOCKET ORDERING INFORMATION

MODEL	AMPERAGE RATING	VOLTAGE RATING	FINGER SAFE	HOLD DOWN CLIP	UL	CE
VBD3B-F	16A	300V	●	●	●	●

When relays and sockets are used together, amperage rating is the lesser of the two ratings.

ACCESSORIES

DIN Rail, Stop Clip (AV01, AV02)

