





# Socket 4PDT Relays

## VMD4B & VMD4B-C Series



### SPECIFICATIONS

<b>Operating Temp Range</b>	-40° to 55°C (-40° to 131°F)
<b>Coil Operating Range</b>	85% to 110% of rated voltage
<b>Coil Drop-out Voltage Threshold</b>	15% of rated voltage
<b>Expected Relay Life</b>	Electrical (@ rated current) 100,000 cycles; Mechanical (unpowered) 10,000,000 cycles
<b>Operating Time</b>	20 msec typical
<b>Dielectric Strength</b>	1500VAC RMS



TYPICAL COIL PERFORMANCE	
Power Consumption	
AC Coils.....	1.5VA
DC Coils.....	1.5W

CONTACT RATINGS	
Resistive.....	10A@120VAC 10A@277VAC 10A@28VDC
Motor.....	1/3 HP@120VAC 1/2 HP@250VAC
Pilot Duty.....	B300

## Socket Relays In A Wide Range Of Features and Coil Voltages

### FEATURES

#### Full featured model:

- Color-coded push button...allows manual operation of relay. AC coils red, DC coils blue
- Removable override lever...when activated, locks push button and contacts in the powered position
- Flag indicator...shows relay status in manual or powered condition
- LED status lamp...shows coil "ON" or "OFF" status
- I.D. tag/write-on plastic label...used for identification of relays in multi-relay circuits
- 2-way side or DIN rail mounting system...retrofits existing panel mounting and 35 mm DIN rail
- Mating hold-down clip...secures relay to socket (-F sockets)

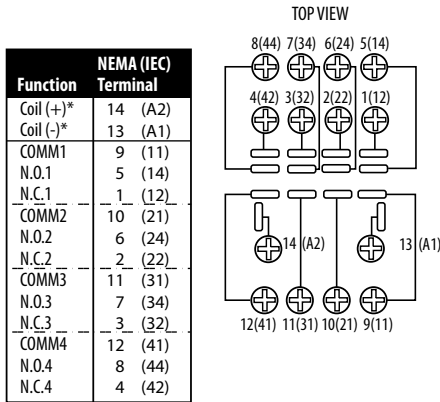
### DESCRIPTION

The Veris **VMD4B Series** are 4PDT blade-style relays for socket/DIN mounting. Both the full-featured and standard DIN rail sockets are compatible with both the VMD4B-C and VMD4B-F relays and feature a slim, attractive design.

The standard **VMD4B-C** model is economical and reliable. The full-featured VMD4B-F includes an LED and a flag indicator for convenient status viewing & a push-button test feature for easy troubleshooting. The finger-safe sockets reduce risk, and the hold-down clip keeps the device secure. Enhanced safety and dependability.

**WIRING DIAGRAM**

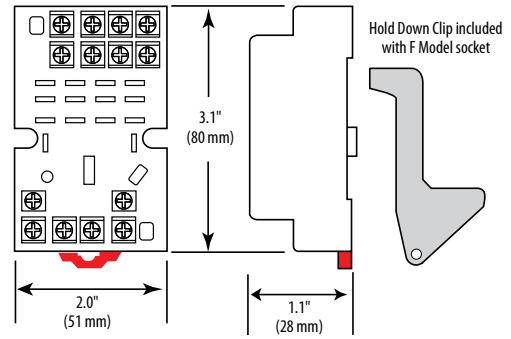
VBD4B Sockets



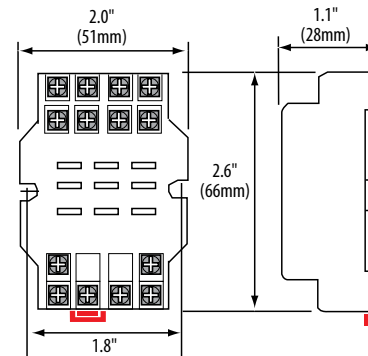
\*Observe polarity for relays with DC coil voltages only

**DIMENSIONAL DRAWINGS**

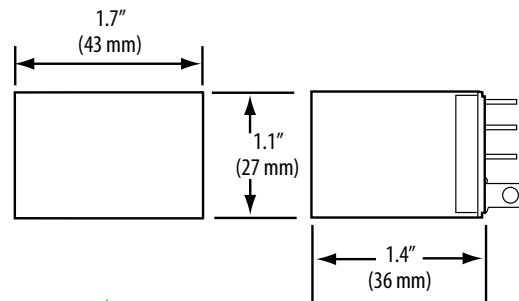
VBD4B-F Socket



VBD4B-C Socket



VMD4B Relays



**ORDERING INFORMATION**



MODEL	RELAY TYPE	AMPERAGE RANGE	COIL VOLTAGE	MIN. SWITCHING CURRENT	FULL FEATURED	UL	CE
VMD4B-C24D	4PDT	10A	24VDC	100mA@5VDC		●	●
VMD4B-C24A			24VAC			●	●
VMD4B-C120A			120VAC			●	●
VMD4B-F24D			24VDC		●	●	●
VMD4B-F24A			24VAC		●	●	●
VMD4B-F120A			120VAC		●	●	●

These relays are **UL Listed**, when used with the Veris sockets.

**SOCKET ORDERING INFORMATION**

MODEL	AMPERAGE RATING	VOLTAGE RATING	FINGER SAFE	HOLD DOWN CLIP	UL	CE
VBD4B-C	10A	300V			●	●
VBD4B-F	16A		●	●	●	●

When relays and sockets are used together, amperage rating is the lesser of the two ratings.

**ACCESSORIES**

DIN Rail, Stop Clip (AV01, AV02)

