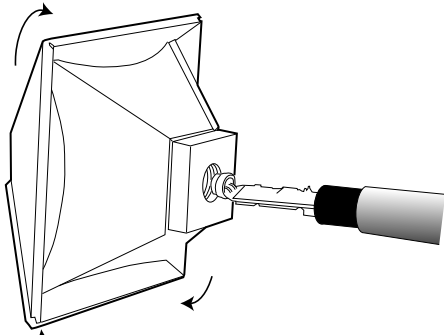
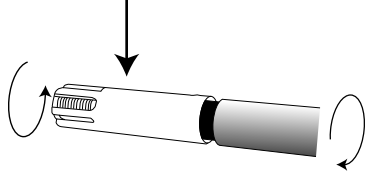


INSTALLATION INSTRUCTIONS

The AA42 Water Guard is designed to protect the humidity-sensing element from damage and to keep the sensing element dry in applications that require wash-down. This is accomplished by deflecting water from multiple angles and by channeling water away from the sensing element. The AA42 installs directly onto the threads of the Veris duct, pendant and immersion probes.

Step 1:
Remove cap



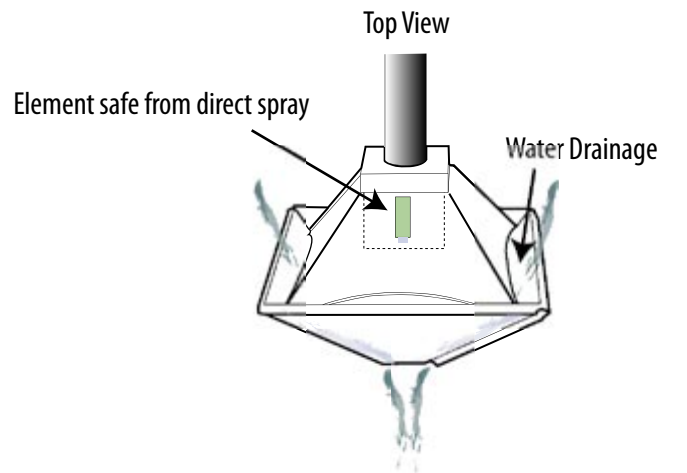
Step 2:
Replace cap with AA42 water guard.
Be careful not to damage sensing element.

Installation Instructions

AA42

VERIS INDUSTRIES

PORTLAND, OREGON USA
(503) 598-4564 FAX (503) 598-4664
1-800-354-8556
<http://www.veris.com> email: sales@veris.com



Bottom View

